

PLEASE CHECK WWW.MOLEX.COM FOR LATEST PART INFORMATION

Part Number: [0950092881](#)
Status: **Active**
Overview: [modular_plugs_jacks](#)
Description: Modular Jack, Right Angle, 8/8, Panel Stops

Documents:

[3D Model](#) [RoHS Certificate of Compliance \(PDF\)](#)
[Drawing \(PDF\)](#)

Agency Certification

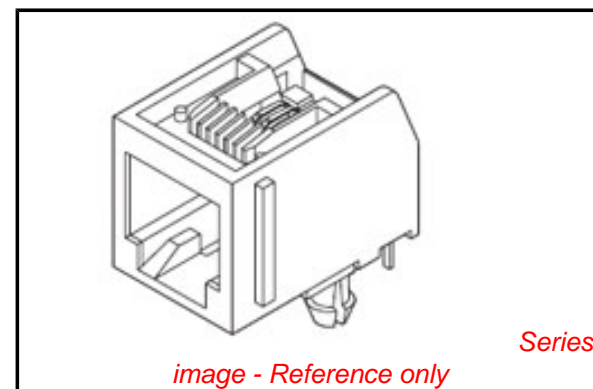
CSA LR19980
 UL E107635

General

Product Family Modular Jacks/Plugs
 Series [95009](#)
 Comments Flush Mount
 Component Type PCB Jack
 Magnetic No
 Overview [modular_plugs_jacks](#)
 Performance Category 3
 Power over Ethernet (PoE) N/A
 Product Name RJ45

Physical

Color - Resin Black
 Durability (mating cycles max) 500
 Flammability 94V-0
 Inverted / Top Latch No
 Lightpipes/LEDs None
 Material - Metal Brass
 Material - Plating Mating Gold
 Material - Plating Termination Tin
 Material - Resin High Temperature Thermoplastic
 Orientation Right Angle (Side Entry)
 PCB Locator Yes
 PCB Retention Yes
 PCB Thickness Recommended (in) 0.062 In
 PCB Thickness Recommended (mm) 1.57 mm
 Packaging Type Tray
 Panel Mount With Flange
 Pitch - Mating Interface (in) 0.040 In
 Pitch - Mating Interface (mm) 1.02 mm
 Pitch - Term. Interface (in) 0.050 In
 Pitch - Term. Interface (mm) 1.27 mm
 Plating min: Mating (µin) 50.8
 Plating min: Mating (µm) 1.27
 Plating min: Termination (µin) 76
 Plating min: Termination (µm) 1.9
 Ports 1
 Positions / Loaded Contacts 8/8
 Surface Mount Compatible (SMC) No
 Temperature Range - Operating -40°C to +80°C
 Termination Interface: Style Through Hole
 Waterproof / Dustproof No
 Wire/Cable Type N/A



EU RoHS

**ELV and RoHS
 Compliant**
**REACH SVHC
 Contains SVHC: No**
**Halogen-Free
 Status**

China RoHS



**Need more information on product
 environmental compliance?**

Email productcompliance@molex.com
 For a multiple part number RoHS Certificate of
 Compliance, [click here](#)

Please visit the [Contact Us](#) section for any
 non-product compliance questions.

Search Parts in this Series

[95009Series](#)

Mates With

FCC 68 Plugs

Electrical

Current - Maximum per Contact	1.5A
Shielded	No
Voltage - Maximum	125V DC

Solder Process Data

Duration at Max. Process Temperature (seconds)	3
Lead-free Process Capability	Wave Capable (TH only)
Max. Cycles at Max. Process Temperature	1
Process Temperature max. C	235

Material Info**Reference - Drawing Numbers**

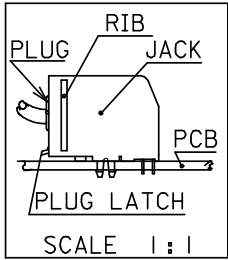
Packaging Specification	PK-95029
Sales Drawing	SDA-95009-F

This document was generated on 06/07/2010

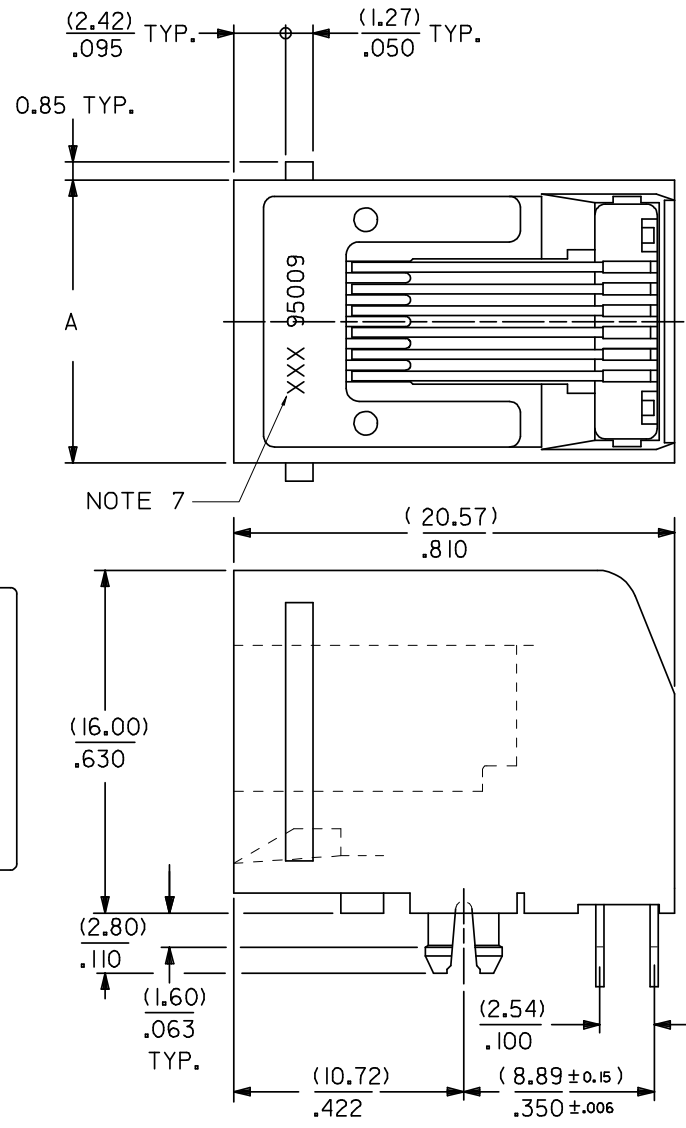
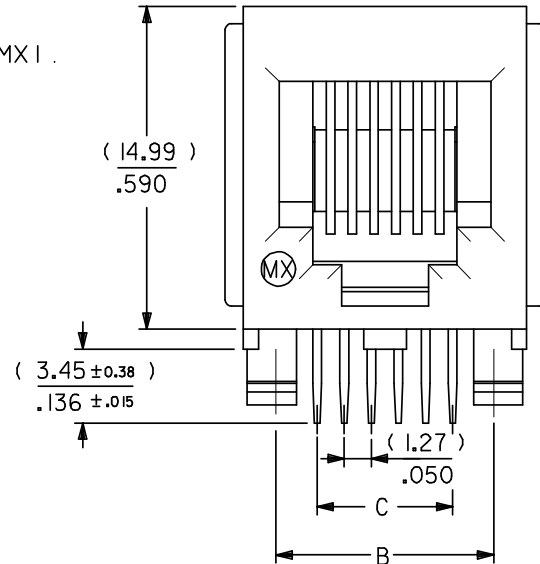
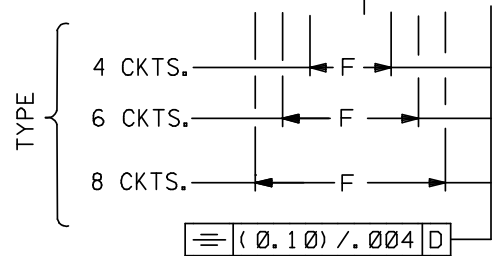
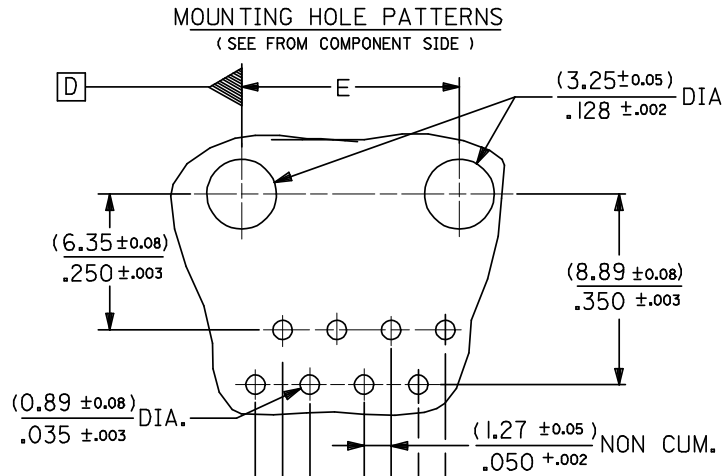
PLEASE CHECK WWW.MOLEX.COM FOR LATEST PART INFORMATION

NOTES :

- 1- MATERIAL : POLYESTER FIBER GLASS FILED 94-V-0
COLOR BLACK .
- TERMINAL : TIN BRASS.
- PLATINGS : FINISH 2
POST PLATE (0.00127-0.00152)/.000050-.000060
GOLD IN CONTACT AREA .
(0.00190)/.000075 MIN. PURE TIN IN TAIL AREA BOTH
OVER (0.00127)/.000050 MIN. NICKEL OVERALL .

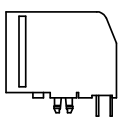


- 2- PC BOARD THICKNESS : (1.57) / .062 .
- 3- JACK FOR MATING WITH F.C.C. 68 PLUGS 90075 MOLEX SERIES .
- 4- PRODUCT SPECIFICATION PS-95009-001.
- 5- APPLICATION SPECIFICATION AS-95001.
- 6- PACKAGING SPECIFICATION PK-95029.
- 7- MANUFACTURING ID CAN BE MXF, MG OR MXI .




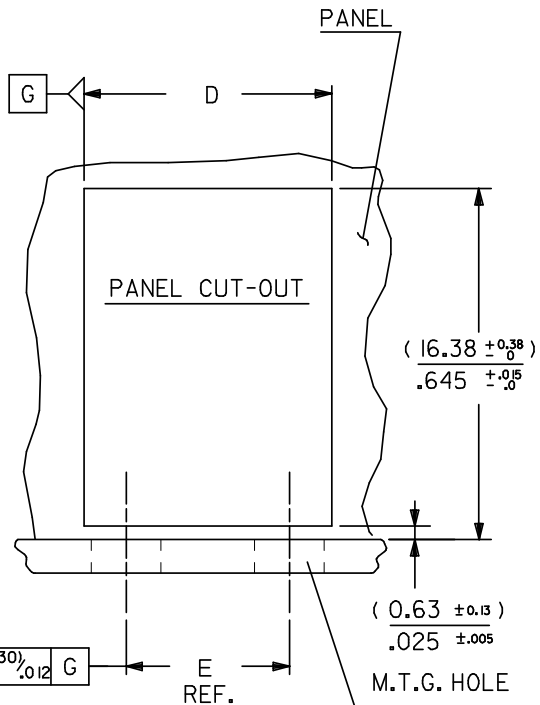
UPDATED NOTES: EC NO: E2008-0348 DRWN: BRYNES 2008/01/14 CHKD: 2008/01/16 APPR: J WALLACE 2008/01/16	QUALITY SYMBOLS ▽=0 ▽=0	GENERAL TOLERANCES (UNLESS SPECIFIED)		DIMENSION STYLE MM/IN		SCALE 4:1	DESIGN UNITS METRIC	THIRD ANGLE PROJECTION	
		4 PLACES ± --- ± --- 3 PLACES ± --- ± .010 2 PLACES ± 0.25 ± .014 1 PLACE ± 0.35 ± ---	mm INCH --- --- ± .010 ± .014 ± --- ± ---	DRAWN BY DP	DATE 86/10/23	TITLE FLUSH MOUNT RIGHT ANGLE MODULAR JACK ASSEMBLY THROUGH HOLE VERSION		MOLEX INCORPORATED	
DRAFT WHERE APPLICABLE MUST REMAIN WITHIN DIMENSIONS	APPROVED BY DATE		MATERIAL NO. SEE CHART SHT 2		DOCUMENT NO. SDA-95009-F		SHEET NO. 1 OF 2		
THIS DRAWING CONTAINS INFORMATION THAT IS PROPRIETARY TO MOLEX INCORPORATED AND SHOULD NOT BE USED WITHOUT WRITTEN PERMISSION									

PART NUMBERS FOR JACK I RIB .

	TYPE		POS. 4	TOOLED	POS. 6	TOOLED	POS. 6	TOOLED	POS. 8	TOOLED
	PLATING		4 CKTS.	TOOLED	4 CKTS.	TOOLED	6 CKTS.	TOOLED	8 CKTS.	TOOLED
	FINISH 2	MOLEX STANDARD	95009-2441	X	95009-2641	X	95009-2661	X	95009-2881	X

PART NUMBERS FOR JACK NO RIB.

	TYPE		POS. 4	TOOLED	POS. 6	TOOLED	POS. 6	TOOLED	POS. 8	TOOLED
	PLATING		4 CKTS.	TOOLED	4 CKTS.	TOOLED	6 CKTS.	TOOLED	8 CKTS.	TOOLED
	FINISH 2	MOLEX STANDARD	95009-2447	X	95009-2647	X	95009-2667	X	95009-2887	X



DIM. \ TYPE	POS. 4	POS. 6		POS. 8
	4 CKTS.	4 CKTS.	6 CKTS.	8 CKTS.
A	(11.18) / .440	(13.21) / .520	(13.21) / .520	(15.24) / .600
B	(7.62) / .300	(10.16) / .400	(10.16) / .400	(11.43) / .450
C	(3.81) / .150	(3.81) / .150	(6.35) / .250	(8.89) / .350
D	(± 0.38) / ± 0.15	(11.56) / .455	(13.59) / .535	(13.59) / .535
E	(± 0.10) / ± 0.04	(7.62) / .300	(10.16) / .400	(10.16) / .400
F	(± 0.10) / ± 0.04	(3.81) / .150	(3.81) / .150	(6.35) / .250

ADDED PART NO'S EC NO: E2008-0348 DRWN: DBYRNES 2008/01/14 CHKD: 2008/01/16 APPR: J WALLACE 2008/01/16	QUALITY SYMBOLS ▽=0 ▽=0	GENERAL TOLERANCES (UNLESS SPECIFIED) mm INCH 4 PLACES ± --- ± --- 3 PLACES ± --- ± .010 2 PLACES ± 0.25 ± .014 1 PLACE ± 0.35 ± --- ANGULAR ± 1/2°	DIMENSION STYLE MM/IN DRAWN BY DATE DP 87/04/22 CHECKED BY DATE APPROVED BY DATE	SCALE 4:1	DESIGN UNITS METRIC	THIRD ANGLE PROJECTION
	DRAFT WHERE APPLICABLE MUST REMAIN WITHIN DIMENSIONS			MATERIAL NO. SEE CHART	DOCUMENT NO. SDA-95009-F	SHEET NO. 2 OF 2
	TITLE FLUSH MOUNT RIGHT ANGLE MODULAR JACK ASSEMBLY THROUGH HOLE VERSION					
	MOLEX INCORPORATED THIS DRAWING CONTAINS INFORMATION THAT IS PROPRIETARY TO MOLEX INCORPORATED AND SHOULD NOT BE USED WITHOUT WRITTEN PERMISSION					