

"High Frequency Ceramic Solutions"

3.5 GHz Low Pass Filter

P/N 3550LP14A300

Detail Specification: 08/19/05

Page 1 of 2

General Specifications

Part Number	3550LP14A300
Frequency (MHz)	3400 - 3700
Insertion Loss	0.65 dB max.
Return Loss	14 dB min.
Attenuation (min.)	25 dB @ 2 x fo
Attenuation (min.)	25 dB @ 3 x fo

Impedance	50 Ω
Operating Temperature	-40 to +85°C
Reel Quantity	4,000
Input Power	3 Watts max.

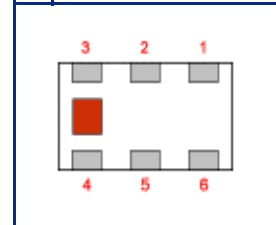
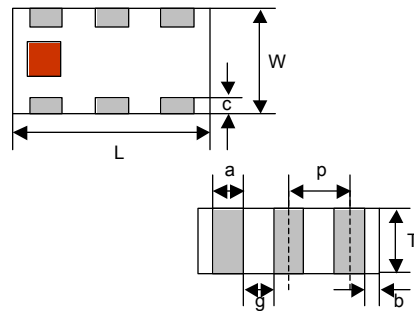
Termination Style	100% Tin	Suffix = "None"	eg. 3550LP14A300
	Tin / Lead	Suffix = "/Pb"	eg. 3550LP14A300/Pb

Terminal Configuration

No.	Function
1	GND
2	IN
3	GND
4	GND
5	OUT
6	GND

Mechanical Dimensions

	In	mm
L	0.063 ± 0.004	1.60 ± 0.10
W	0.031 ± 0.004	0.80 ± 0.10
T	0.024 ± 0.004	0.60 ± 0.10
a	0.008 ± 0.004	0.20 ± 0.10
b	0.008 +.004/-0.006	0.20 +0.1/-0.15
c	0.006 ± 0.004	0.15 ± 0.10
g	0.012 ± 0.004	0.30 ± 0.10
p	0.020 ± 0.002	0.50 ± 0.05

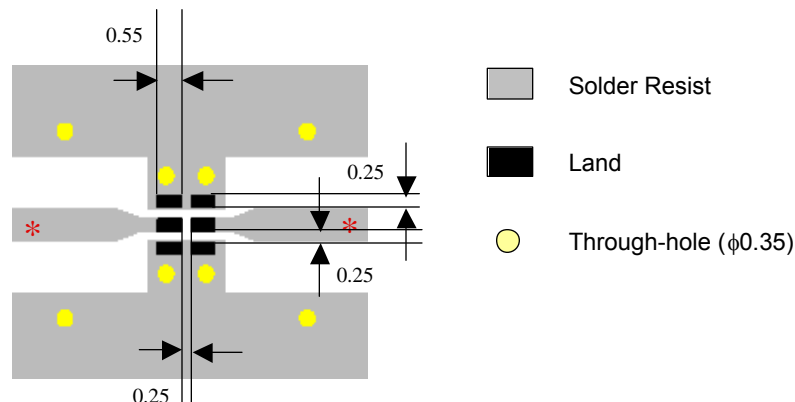


Mounting Considerations

Mount these devices with brown mark facing up.

Line width should be designed to provide 50Ω impedance matching characteristics.

Units: mm



Johanson Technology, Inc. reserves the right to make design changes without notice.

All sales are subject to Johanson Technology, Inc. terms and conditions.

"High Frequency Ceramic Solutions"

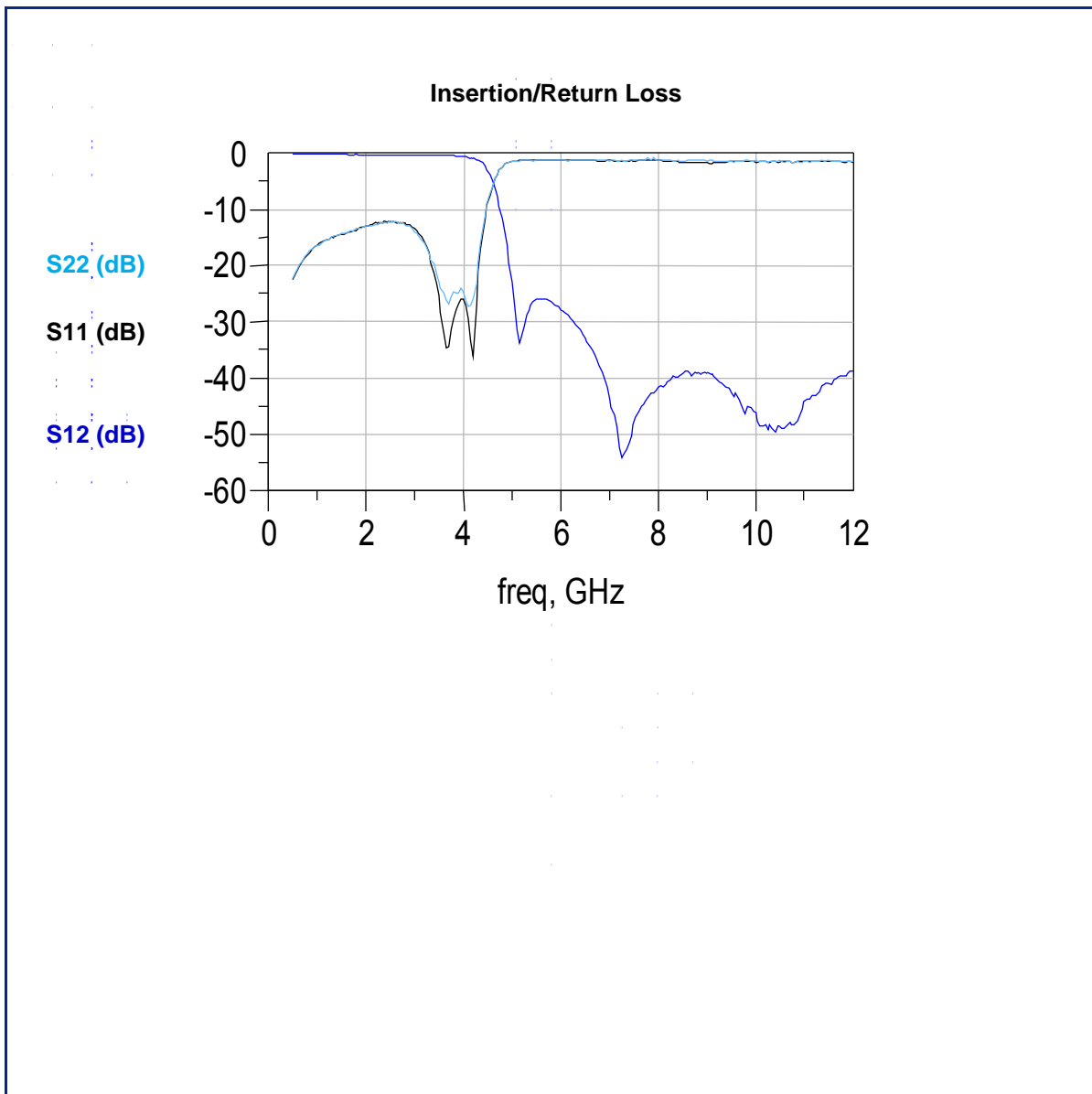
3.5 GHz Low Pass Filter

P/N 3550LP14A300

Detail Specification: 08/19/05

Page 2 of 2

Typical Electrical Performance (T=25°C)



Johanson Technology, Inc. reserves the right to make design changes without notice.

All sales are subject to Johanson Technology, Inc. terms and conditions.



www.johansontechnology.com

931 Via Alondra • Camarillo, CA 93012 • TEL 805.389.1166 FAX 805.389.1821

2003 Johanson Technology, Inc. All Rights Reserved