

PLEASE CHECK WWW.MOLEX.COM FOR LATEST PART INFORMATION

Part Number: [0015912620](#)
Status: **Active**
Description: 2.54mm (.100") Pitch C-Grid® Header, Surface Mount, Dual Row, Vertical, 62 Circuits, Tin (Sn) Plating, without PCB Locator Pegs

Documents:

3D Model	Product Specification PS-71308 (PDF)
Packaging Specification (PDF)	RoHS Certificate of Compliance (PDF)
Drawing (PDF)	

Agency Certification

CSA	LR19980
UL	E29179

General

Product Family	PCB Headers
Series	71308
Application	Board-to-Board, Wire-to-Board
Product Name	C-Grid®

Physical

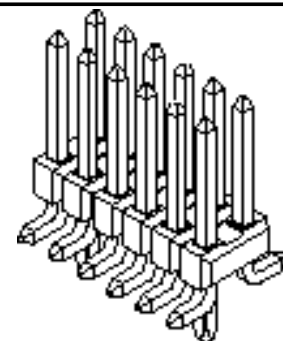
Breakaway	Yes
Circuits (Loaded)	62
Circuits (maximum)	62
Color - Resin	Black
Durability (mating cycles max)	25
Flammability	94V-0
Glow-Wire Compliant	No
Lock to Mating Part	None
Material - Metal	Phosphor Bronze
Material - Plating Mating	Tin
Material - Plating Termination	Tin
Material - Resin	High Temperature Thermoplastic
Number of Rows	2
Orientation	Vertical
PCB Locator	No
PCB Retention	None
Packaging Type	Tube
Pitch - Mating Interface (in)	0.100 In
Pitch - Mating Interface (mm)	2.54 mm
Plating min: Mating (µin)	150
Plating min: Mating (µm)	3.75
Plating min: Termination (µin)	150
Plating min: Termination (µm)	3.75
Polarized to Mating Part	No
Polarized to PCB	No
Shrouded	No
Stackable	Yes
Temperature Range - Operating	-40°C to +105°C
Termination Interface: Style	Surface Mount

Electrical

Current - Maximum per Contact	3A
Voltage - Maximum	250V

Solder Process Data

Lead-free Process Capability	Reflow Capable (SMT only)
------------------------------	---------------------------



*Series
image - Reference only*

EU RoHS

**ELV and RoHS
Compliant**
REACH SVHC
 Not Reviewed
**Halogen-Free
Status**
Not Reviewed

China RoHS



**Need more information on product
environmental compliance?**

Email productcompliance@molex.com
 For a multiple part number RoHS Certificate of
 Compliance, [click here](#)

Please visit the [Contact Us](#) section for any
 non-product compliance questions.

Search Parts in this Series
[71308Series](#)

Process Temperature max. C

260

Material Info

Reference - Drawing Numbers

Product Specification

PS-71308, RPS-71308-001

Sales Drawing

SD-71308-001

This document was generated on 03/30/2010

PLEASE CHECK WWW.MOLEX.COM FOR LATEST PART INFORMATION

OPTIONAL
PICK AND PLACE CAP
SEE NOTES 4 & 9.

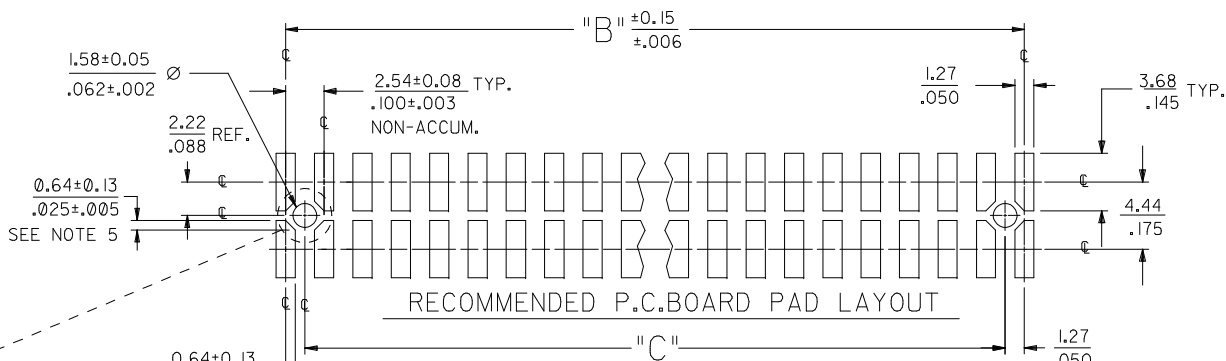


DIM. "M"	DIM. "G"
6.10 .240	10.67 .420
8.13 .320	12.70 .500

PEG OPTIONS



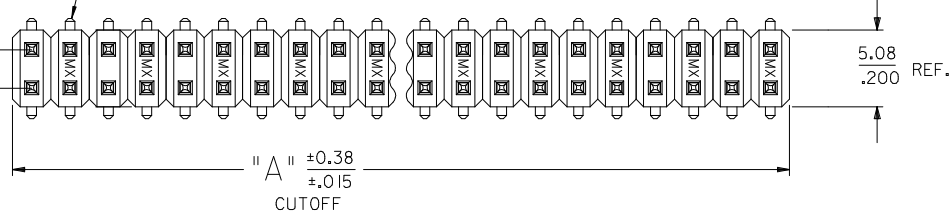
P.C. BOARD PAD LAYOUT
AT ENDS FOR NO PEG VERSION.



RECOMMENDED P.C. BOARD PAD LAYOUT

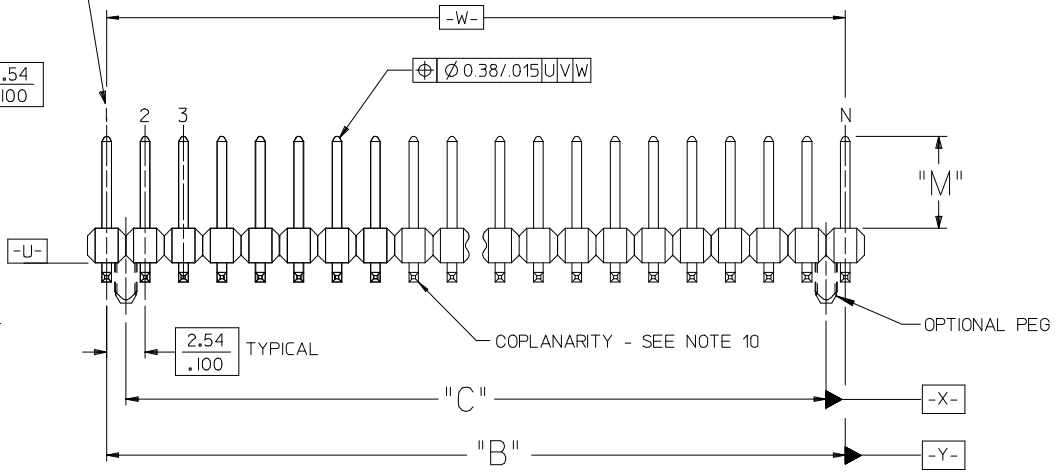
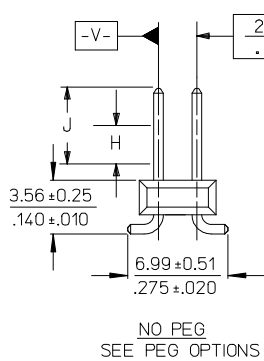
⊕ 0.50/.020|U|X FOR PARTS WITH PEGS
⊕ 0.50/.020|U|Y FOR PARTS WITHOUT PEGS

ROW "A"
ROW "B"



- NOTES:
- MATERIALS: INSULATOR: GLASS FILLED LIQUID CRYSTAL POLYMER (LCP), UL94 V-0, COLOR: BLACK
TERMINAL: COPPER ALLOY
 - FINISH:
59 TIN - 0.00150/.000059 MINIMUM BRIGHT TIN OVER NICKEL OVERALL.
150 TIN - 0.00381/.000150 MINIMUM BRIGHT TIN OVER NICKEL OVERALL.
15 GOLD - 0.00038/.000015 MINIMUM GOLD IN SELECT AREA OVER 0.00191/.000075 MINIMUM TIN IN SELECT AREA OVER NICKEL OVERALL.
30 GOLD - 0.00076/.000030 MINIMUM GOLD IN SELECT AREA OVER 0.00191/.000075 MINIMUM TIN IN SELECT AREA OVER NICKEL OVERALL.
50 GOLD - 0.00127/.000050 MINIMUM GOLD IN SELECT AREA OVER 0.00254/.000100 MINIMUM TIN IN SELECT AREA OVER NICKEL OVERALL.

- THE PRIMARY SHIPPING CARTON WILL BE LABELED "COMPLIANT TO RoHS DIRECTIVE 2002/95/EC AND ELV ANNEX II OF DIRECTIVE 2000/53/EC". CARTONS WITHOUT THIS LABEL MAY CONTAIN PRODUCT WITH LEAD.
- PART TO CONFORM TO PS-71308.
- PACKAGING (SEE CHARTS):
BULK: PER PK-70873-0353
TUBES: PER PK-70873-0041.
71308-82** IN TUBES: PER PK-70873-042.
TUBES W/ VAC CAPS: PER PK-70873-0691
TAPE AND REEL W/ VAC CAPS: PER PK-70873-0805.
SEE SHEET 3 FOR TAPE & REEL PRODUCT WITH SHALLOW POCKET REQUIREMENTS.



- TYP. DIMENSIONS FOR LANDS SURROUNDING HOLES FOR RETENTION PEGS.
- PIN SOLERABILITY PER MOLEX SPEC. ES-152.
- SEE SHEETS 2-5 FOR CHARTED DIMS., PART/EDP NO'S, AND VOIDED CIRCUITS.
- PIN PUSHOUT FORCE: 3 LBS. MINIMUM.
- PICK-N-PLACE CAPS WILL BE PLACED SO THAT VACUUM PICK UP AREA WILL BE IN CENTER OF PART.
- COPLANARITY FOR CIRCUIT SIZES UP TO 40 IS 0.15 MM/.006 INCH. FOR CIRCUIT SIZES 42 AND LARGER, CONTACT MOLEX SALES DEPARTMENT.
- THIS PART CONFORMS TO CLASS B REQUIREMENTS OF COSMETIC SPECIFICATION PS-45499-002.

REV	DESCRIPTION	QUALITY SYMBOLS	GENERAL TOLERANCES (UNLESS SPECIFIED)		DIMENSION STYLE		SCALE	DESIGN UNITS	THIRD ANGLE PROJECTION
			mm	INCH	MM/IN	DATE			
K3	12CKT TAPE & REEL EC NO: UCP2009-2465 DRWN:KIPPER 2009/08/04 CHKD:SSOUSEK 2009/08/07 APPR:FSMITH 2009/08/10	▽=0 ▽=0	4 PLACES ± --- ± ---	3 PLACES ± --- ± .005	2 PLACES ± 0.13 ± .010	1 PLACE ± 0.25 ± ---	ANGULAR ± 1/2°	DRAWN BY: KMS DATE: 1999/10/15 CHECKED BY: KMS DATE: 1999/10/15 APPROVED BY: KMS DATE: 1999/10/15	TITLE: SALES ASSY INSULATOR DUAL ROW SMT W/BREAK-OFF .025SQ PIN GULLWING .100
DRAFT WHERE APPLICABLE MUST REMAIN WITHIN DIMENSIONS			SEE TABLES		MATERIAL NO. DOCUMENT NO.		MOLEX INCORPORATED		SHEET NO. 1 OF 6
THIS DRAWING CONTAINS INFORMATION THAT IS PROPRIETARY TO MOLEX INCORPORATED AND SHOULD NOT BE USED WITHOUT WRITTEN PERMISSION									

IN TAPE AND REEL WITH SHALLOW POCKET TAPE													BULK / IN TUBES		
PACKAGING SEE NOTE 4, SHT 1		4-8 CKT	TAPE-N-REEL W/ VAC CAPS	TAPE-N-REEL W/ VAC CAPS									BULK	BULK	
		10-100 CKT	TAPE-N-REEL W/ VAC CAPS	TAPE-N-REEL W/ VAC CAPS									TUBES	TUBES	
DIM. M±0.25 MM			6.10 (.240)	6.10 (.240)									8.13 (.320)	13.59 (.535)	
PLATING			30 GOLD	15 GOLD									150 TIN	150 TIN	
DIM. H			2.54 (.100)	2.54 (.100)									4.57 (.180)	4.57 (.180)	
DIM. J			5.08 (.200)	5.08 (.200)									7.11 (.280)	7.11 (.280)	
CKTS	DIM. A		DIM. B		EDP NUMBER	EDP NUMBER							EDP NUMBER	EDP NUMBER	CKTS
	MM	IN	MM	IN											
04	5.08	.200	2.54	.100											04
06	7.62	.300	5.08	.200		015-91-6068									06
08	10.16	.400	7.62	.300		015-91-6088									08
10	12.70	.500	10.16	.400		015-91-6108							713088010	71308-8210	10
12	15.24	.600	12.70	.500											12
14	17.78	.700	15.24	.600	015-91-6148										14
16	20.32	.800	17.78	.700									713088016		16
18	22.86	.900	20.32	.800											18
20	25.40	1.000	22.86	.900											20
22	27.94	1.100	25.40	1.000											22
24	30.48	1.200	27.94	1.100											24
26	33.02	1.300	30.48	1.200											26
28	35.56	1.400	33.02	1.300											28
30	38.10	1.500	35.56	1.400											30
32	40.64	1.600	38.10	1.500											32
34	43.18	1.700	40.64	1.600											34
36	45.72	1.800	43.18	1.700											36
38	48.26	1.900	45.72	1.800											38
40	50.80	2.000	48.26	1.900											40
42	53.34	2.100	50.80	2.000											42
44	55.88	2.200	53.34	2.100											44
46	58.42	2.300	55.88	2.200											46
48	60.96	2.400	58.42	2.300											48
50	63.50	2.500	60.96	2.400											50
52	66.04	2.600	63.50	2.500											52
54	68.58	2.700	66.04	2.600											54
56	71.12	2.800	68.58	2.700											56
58	73.66	2.900	71.12	2.800											58
60	76.20	3.000	73.66	2.900											60
62	78.74	3.100	76.20	3.000											62
64	81.28	3.200	78.74	3.100											64
66	83.82	3.300	81.28	3.200											66
68	86.36	3.400	83.82	3.300											68
70	88.90	3.500	86.36	3.400											70
72	91.44	3.600	88.90	3.500											72
74	93.98	3.700	91.44	3.600											74
76	96.52	3.800	93.98	3.700											76
78	99.06	3.900	96.52	3.800											78
80	101.60	4.000	99.06	3.900											80
82	104.14	4.100	101.60	4.000											82
84	106.68	4.200	104.14	4.100											84
86	109.22	4.300	106.68	4.200											86
88	111.76	4.400	109.22	4.300											88
90	114.30	4.500	111.76	4.400											90
92	116.84	4.600	114.30	4.500											92
94	119.38	4.700	116.84	4.600											94
96	121.92	4.800	119.38	4.700											96
98	124.46	4.900	121.92	4.800											98
100	127.00	5.000	124.46	4.900											100

<p style="text-align: center; font-size: 24px; margin: 0;">NO PEG VERSION</p> <p style="text-align: center; font-size: 12px; margin: 0;">(ALSO SEE SHEET 2)</p>		SEE SHEET 1 EC NO: UCP2009-2465 DRW:KIPPER 2009/08/04 CHK:SSOUSEK 2009/08/07 APPR:FSMITH 2009/08/10	QUALITY SYMBOLS ▽=0 ▽=0	GENERAL TOLERANCES (UNLESS SPECIFIED)		DIMENSION STYLE MM/IN		SCALE	DESIGN UNITS INCH	THIRD ANGLE PROJECTION		
				4 PLACES ± --- ± --- 3 PLACES ± --- ±.005 2 PLACES ± 0.13 ±.010 1 PLACE ± 0.25 ± --- ANGULAR ±1/2°	DRAWN BY KMS	DATE 1999/10/15	TITLE SALES ASSY INSULATOR DUAL ROW SMT W/BREAK-OFF .025SQ PIN GULLWING .100		APPROVED BY KMS		DATE 1999/10/15	MOLEX MOLEX INCORPORATED
DRAFT WHERE APPLICABLE MUST REMAIN WITHIN DIMENSIONS				THIS DRAWING CONTAINS INFORMATION THAT IS PROPRIETARY TO MOLEX INCORPORATED AND SHOULD NOT BE USED WITHOUT WRITTEN PERMISSION								

13	12	11	10	9	8	6	5	4	3	2	1
		PACKAGING SEE NOTE 4 SHT 1	4-8 CKT	BULK	TAPE-N-REEL W/ VAC CAPS	BULK	TAPE-N-REEL W/ VAC CAPS				
			10-100 CKT	TUBES	TAPE-N-REEL W/ VAC CAPS	TUBES	TAPE-N-REEL W/ VAC CAPS				
			DIM. M±0.25 MM		6.10 (.240)		6.10 (.240)				
			PLATING		30 GOLD		150 TIN				
			DIM. H		2.54 (.100)		2.54 (.100)				
		DIM. J		5.08 (.200)		5.08 (.200)					

CKTS	DIM. A		DIM. B		DIM. C		EDP NUMBER	EDP NUMBER	EDP NUMBER	EDP NUMBER	EDP NUMBER	EDP NUMBER	EDP NUMBER	EDP NUMBER	EDP NUMBER	CKTS
	MM	IN	MM	IN	MM	IN										
04	5.08	.200	2.54	.100	----	----	015-91-1048	015-91-6047								04
06	7.62	.300	5.08	.200	2.54	.100	015-91-1068	015-91-6067	71308-6106	71308-6206						06
08	10.16	.400	7.62	.300	5.08	.200	015-91-1088	015-91-6087	71308-6108	71308-6208						08
10	12.70	.500	10.16	.400	7.62	.300	015-91-1108	015-91-6107	71308-6110	71308-6210						10
12	15.24	.600	12.70	.500	10.16	.400	015-91-1128									12
14	17.78	.700	15.24	.600	12.70	.500	015-91-1148	015-91-6147								14
16	20.32	.800	17.78	.700	15.24	.600	015-91-1168	015-91-6167								16
18	22.86	.900	20.32	.800	17.78	.700	015-91-1188									18
20	25.40	1.000	22.86	.900	20.32	.800	015-91-1208	015-91-6207								20
22	27.94	1.100	25.40	1.000	22.86	.900	015-91-1228									22
24	30.48	1.200	27.94	1.100	25.40	1.000	015-91-1248									24
26	33.02	1.300	30.48	1.200	27.94	1.100	015-91-1268		71308-6126							26
28	35.56	1.400	33.02	1.300	30.48	1.200	015-91-1288									28
30	38.10	1.500	35.56	1.400	33.02	1.300	015-91-1308									30
32	40.64	1.600	38.10	1.500	35.56	1.400	015-91-1328									32
34	43.18	1.700	40.64	1.600	38.10	1.500	015-91-1348									34
36	45.72	1.800	43.18	1.700	40.64	1.600	015-91-1368									36
38	48.26	1.900	45.72	1.800	43.18	1.700	015-91-1388									38
40	50.80	2.000	48.26	1.900	45.72	1.800	015-91-1408	015-91-6407								40
42	53.34	2.100	50.80	2.000	48.26	1.900	015-91-1428									42
44	55.88	2.200	53.34	2.100	50.80	2.000	015-91-1448									44
46	58.42	2.300	55.88	2.200	53.34	2.100	015-91-1468									46
48	60.96	2.400	58.42	2.300	55.88	2.200	015-91-1488									48
50	63.50	2.500	60.96	2.400	58.42	2.300	015-91-1508	015-91-6507								50
52	66.04	2.600	63.50	2.500	60.96	2.400	015-91-1528									52
54	68.58	2.700	66.04	2.600	63.50	2.500	015-91-1548									54
56	71.12	2.800	68.58	2.700	66.04	2.600	015-91-1568									56
58	73.66	2.900	71.12	2.800	68.58	2.700	015-91-1588									58
60	76.20	3.000	73.66	2.900	71.12	2.800	015-91-1608									60
62	78.74	3.100	76.20	3.000	73.66	2.900	015-91-1628									62
64	81.28	3.200	78.74	3.100	76.20	3.000	015-91-1648									64
66	83.82	3.300	81.28	3.200	78.74	3.100	015-91-1668									66
68	86.36	3.400	83.82	3.300	81.28	3.200	015-91-1688									68
70	88.90	3.500	86.36	3.400	83.82	3.300	015-91-1708									70
72	91.44	3.600	88.90	3.500	86.36	3.400	015-91-1728									72
74	93.98	3.700	91.44	3.600	88.90	3.500	015-91-1748									74
76	96.52	3.800	93.98	3.700	91.44	3.600	015-91-1768									76
78	99.06	3.900	96.52	3.800	93.98	3.700	015-91-1788									78
80	101.60	4.000	99.06	3.900	96.52	3.800	015-91-1808									80
82	104.14	4.100	101.60	4.000	99.06	3.900	71308-6082									82
84	106.68	4.200	104.14	4.100	101.60	4.000	71308-6084									84
86	109.22	4.300	106.68	4.200	104.14	4.100	71308-6086									86
88	111.76	4.400	109.22	4.300	106.68	4.200	71308-6088									88
90	114.30	4.500	111.76	4.400	109.22	4.300	71308-6090									90
92	116.84	4.600	114.30	4.500	111.76	4.400	71308-6092									92
94	119.38	4.700	116.84	4.600	114.30	4.500	71308-6094									94
96	121.92	4.800	119.38	4.700	116.84	4.600	71308-6096									96
98	124.46	4.900	121.92	4.800	119.38	4.700	71308-6098									98
100	127.00	5.000	124.46	4.900	121.92	4.800	71308-6100									100

SHORT PEG VERSION (.055")

SEE SHEET 1 EC NO: UCP2009-2465 DRWN:MKIPPER 2009/08/04 CHKD:SSOUSEK 2009/08/07 APPR:FSMITH 2009/08/10 K3	QUALITY SYMBOLS ▽=0 ▽=0	GENERAL TOLERANCES (UNLESS SPECIFIED)		DIMENSION STYLE	SCALE	DESIGN UNITS	THIRD ANGLE PROJECTION		
				MM/IN					
				mm	INCH	DRAWN BY	DATE	TITLE	
				4 PLACES ± --- ± ---	3 PLACES ± --- ± .005	KMS	1999/10/15	SALES ASSY INSULATOR DUAL ROW SMT W/BREAK-OFF .025SQ PIN GULLWING .100	
		2 PLACES ± 0.13 ± .010	1 PLACE ± 0.25 ± ---	CHECKED BY	DATE	MOLEX INCORPORATED			
		ANGULAR ± 1/2°		KMS	1999/10/15				
		DRAFT WHERE APPLICABLE MUST REMAIN WITHIN DIMENSIONS		MATERIAL NO.	DOCUMENT NO.	SHEET NO.			
				SEE TABLE	SD-71308-001	5 OF 6			
		THIS DRAWING CONTAINS INFORMATION THAT IS PROPRIETARY TO MOLEX INCORPORATED AND SHOULD NOT BE USED WITHOUT WRITTEN PERMISSION							

PEG OPTION

NO PEG VERSION

NO PEG VERSION

LONG PEG VERSION (.130")

SHORT PEG VERSION (.055")

PACKAGING SEE NOTE 4, SHT 1	4-6 CKT		BULK	TAPE-N-REEL W/VAC CAPS	N/A	4-8 CKT	TAPE-N-REEL W/VAC CAPS	BULK	BULK	BULK	TAPE-N-REEL W/VAC CAPS	BULK	BULK	TAPE-N-REEL W/VAC CAPS
	8-100 CKT		TUBES	TAPE-N-REEL W/VAC CAPS	TUBES W/ VAC CAPS	10-100 CKT	TAPE-N-REEL W/VAC CAPS	TUBES	TUBES	TUBES	TAPE-N-REEL W/VAC CAPS	TUBES	BULK	TAPE-N-REEL W/ VAC CAPS

DIM. M=0.25 MM			6.10 (.240)			8.13(.320)			13.59(.535)			6.10(.240)			8.13(.320)			6.10 (.240)		
PLATING			59 TIN			59 TIN			59 TIN			59 TIN			59 TIN			59 TIN		
DIM. H			2.54(.100)			4.57(.180)			4.57(.180)			2.54(.100)			4.57(.180)			2.54(.100)		
DIM. J			5.08(.200)			7.11(.280)			7.11(.280)			5.08(.200)			7.11(.280)			5.08(.200)		

CKTS	DIM. A		DIM. B		DIM. C		EDP NUMBER	EDP NUMBER	EDP NUMBER	EDP NUMBER	EDP NUMBER	EDP NUMBER	EDP NUMBER	EDP NUMBER	EDP NUMBER	EDP NUMBER	CKTS	
	MM	IN	MM	IN	MM	IN												
04	5.08	.200	2.54	.100	---	---	71308-5404	71308-5504	N/A				71308-6404	71308-6504	71308-6604		04	
06	7.62	.300	5.08	.200	2.54	.100	71308-5406	71308-5506	N/A				71308-6406	71308-6506	71308-6606	71308-6706	71308-6806	06
08	10.16	.400	7.62	.300	5.08	.200	71308-5408	71308-5508	71308-5608				71308-6408	71308-6508	71308-6608	71308-6708	71308-6808	08
10	12.70	.500	10.16	.400	7.62	.300	71308-5410	71308-5510	71308-5610		71308-5810	71308-5910	71308-6410	71308-6510	71308-6610	71308-6710	71308-6810	10
12	15.24	.600	12.70	.500	10.16	.400	71308-5412	71308-5512	71308-5612				71308-6412		71308-6612			12
14	17.78	.700	15.24	.600	12.70	.500	71308-5414	71308-5514	71308-5614				71308-6414	71308-6514	71308-6614			14
16	20.32	.800	17.78	.700	15.24	.600	71308-5416	71308-5516	71308-5616		71308-5816		71308-6416	71308-6516	71308-6616			16
18	22.86	.900	20.32	.800	17.78	.700	71308-5418		71308-5618				71308-6418		71308-6618			18
20	25.40	1.000	22.86	.900	20.32	.800	71308-5420	71308-5520					71308-6420		71308-6620			20
22	27.94	1.100	25.40	1.000	22.86	.900	71308-5422		71308-5622				71308-6422		71308-6622			22
24	30.48	1.200	27.94	1.100	25.40	1.000	71308-5424		71308-5624		71308-5724	71308-5824	71308-6424		71308-6624			24
26	33.02	1.300	30.48	1.200	27.94	1.100	71308-5426		71308-5626				71308-6426		71308-6626	71308-6726		26
28	35.56	1.400	33.02	1.300	30.48	1.200	71308-5428		71308-5628				71308-6428		71308-6628			28
30	38.10	1.500	35.56	1.400	33.02	1.300	71308-5430		71308-5630				71308-6430		71308-6630			30
32	40.64	1.600	38.10	1.500	35.56	1.400	71308-5432		71308-5632				71308-6432		71308-6632			32
34	43.18	1.700	40.64	1.600	38.10	1.500	71308-5434		71308-5634				71308-6434		71308-6634			34
36	45.72	1.800	43.18	1.700	40.64	1.600	71308-5436		71308-5636				71308-6436		71308-6636			36
38	48.26	1.900	45.72	1.800	43.18	1.700	71308-5438		71308-5638				71308-6438		71308-6638			38
40	50.80	2.000	48.26	1.900	45.72	1.800	71308-5440	71308-5540	71308-5640				71308-6440		71308-6640			40
42	53.34	2.100	50.80	2.000	48.26	1.900	71308-5442		71308-5642				71308-6442		71308-6642			42
44	55.88	2.200	53.34	2.100	50.80	2.000	71308-5444		71308-5644				71308-6444		71308-6644			44
46	58.42	2.300	55.88	2.200	53.34	2.100	71308-5446		71308-5646				71308-6446		71308-6646			46
48	60.96	2.400	58.42	2.300	55.88	2.200	71308-5448		71308-5648				71308-6448		71308-6648			48
50	63.50	2.500	60.96	2.400	58.42	2.300	71308-5450	71308-5550	71308-5650				71308-6450	71308-6550	71308-6650			50
52	66.04	2.600	63.50	2.500	60.96	2.400	71308-5452		71308-5652				71308-6452		71308-6652			52
54	68.58	2.700	66.04	2.600	63.50	2.500	71308-5454		71308-5654				71308-6454		71308-6654			54
56	71.12	2.800	68.58	2.700	66.04	2.600	71308-5456		71308-5656				71308-6456		71308-6656			56
58	73.66	2.900	71.12	2.800	68.58	2.700	71308-5458		71308-5658				71308-6458		71308-6658			58
60	76.20	3.000	73.66	2.900	71.12	2.800	71308-5460		71308-5660				71308-6460		71308-6660			60
62	78.74	3.100	76.20	3.000	73.66	2.900	71308-5462		71308-5662				71308-6462		71308-6662			62
64	81.28	3.200	78.74	3.100	76.20	3.000	71308-5464		71308-5664				71308-6464		71308-6664			64
66	83.82	3.300	81.28	3.200	78.74	3.100	71308-5466		71308-5666				71308-6466		71308-6666			66
68	86.36	3.400	83.82	3.300	81.28	3.200	71308-5468		71308-5668				71308-6468		71308-6668			68
70	88.90	3.500	86.36	3.400	83.82	3.300	71308-5470		71308-5670				71308-6470		71308-6670			70
72	91.44	3.600	88.90	3.500	86.36	3.400	71308-5472		71308-5672				71308-6472		71308-6672			72
74	93.98	3.700	91.44	3.600	88.90	3.500	71308-5474		71308-5674				71308-6474		71308-6674			74
76	96.52	3.800	93.98	3.700	91.44	3.600	71308-5476		71308-5676				71308-6476		71308-6676			76
78	99.06	3.900	96.52	3.800	93.98	3.700	71308-5478		71308-5678				71308-6478		71308-6678			78
80	101.60	4.000	99.06	3.900	96.52	3.800	71308-5480		71308-5680				71308-6480		71308-6680			80
82	104.14	4.100	101.60	4.000	99.06	3.900	71308-5482		71308-5682				71308-6482		71308-6682			82
84	106.68	4.200	104.14	4.100	101.60	4.000	71308-5484		71308-5684				71308-6484		71308-6684			84
86	109.22	4.300	106.68	4.200	104.14	4.100	71308-5486		71308-5686				71308-6486		71308-6686			86
88	111.76	4.400	109.22	4.300	106.68	4.200	71308-5488		71308-5688				71308-6488		71308-6688			88
90	114.30	4.500	111.76	4.400	109.22	4.300	71308-5490		71308-5690				71308-6490		71308-6690			90
92	116.84	4.600	114.30	4.500	111.76	4.400	71308-5492		71308-5692				71308-6492		71308-6692			92
94	119.38	4.700	116.84	4.600	114.30	4.500	71308-5494		71308-5694				71308-6494		71308-6694			94
96	121.92	4.800	119.38	4.700	116.84	4.600	71308-5496		71308-5696				71308-6496		71308-6696			96
98	124.46	4.900	121.92	4.800	119.38	4.700	71308-5498		71308-5698				71308-6498		71308-6698			98
100	127.00	5.000	124.46	4.900	121.92	4.800	71308-5500		71308-5700				71308-6500		71308-6700			100

59 TIN PLATE ASSEMBLIES

SEE SHEET 1 EC NO: UCP2009-2465 DRWN:KIPPER CHKD:SSOUSEK APPR:FSMLTH 2009/08/04 2009/08/07 2009/08/10	QUALITY SYMBOLS ▽=0 ▽=0	GENERAL TOLERANCES (UNLESS SPECIFIED)	DIMENSION STYLE	SCALE	DESIGN UNITS	THIRD ANGLE PROJECTION		
		mm	INCH	1:1	INCH			
		4 PLACES ± --- ± ---	3 PLACES ± --- ± .005	2 PLACES ± 0.13 ± .010	1 PLACE ± 0.25 ± ---	DRAWN BY DATE KMS 1999/10/15		TITLE SALES ASSY INSULATOR DUAL ROW SMT W/BREAK-OFF .025SQ PIN GULLWING .100
		ANGULAR ±1/2°				CHECKED BY DATE KMS 1999/10/15		
DRAFT WHERE APPLICABLE MUST REMAIN WITHIN DIMENSIONS		MATERIAL NO. SEE TABLE		DOCUMENT NO. SD-71308-001		SHEET NO. 6 OF 6		
THIS DRAWING CONTAINS INFORMATION THAT IS PROPRIETARY TO MOLEX INCORPORATED AND SHOULD NOT BE USED WITHOUT WRITTEN PERMISSION								