

11DQ03 - 11DQ10

PRV : 30 - 100 Volts
I_o : 1.1 Ampere

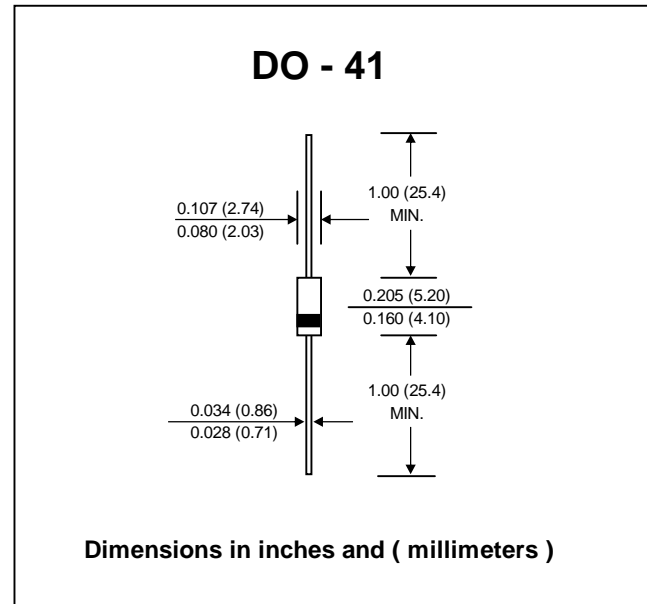
FEATURES :

- * High current capability
- * High surge current capability
- * High reliability
- * High efficiency
- * Low power loss
- * Low forward voltage drop
- * Low cost
- * **Pb / RoHS Free**

MECHANICAL DATA :

- * Case : DO-41 Molded plastic
- * Epoxy : UL94V-O rate flame retardant
- * Lead : Axial lead solderable per MIL-STD-202, Method 208 guaranteed
- * Polarity : Color band denotes cathode end
- * Mounting position : Any
- * Weight : 0.339 gram

SCHOTTKY BARRIER RECTIFIER DIODES



MAXIMUM RATINGS AND ELECTRICAL CHARACTERISTICS

Rating at 25 °C ambient temperature unless otherwise specified.
 Single phase, half wave, 60 Hz, resistive or inductive load.
 For capacitive load, derate current by 20%.

RATING	SYMBOL	11DQ 03	11DQ 04	11DQ 05	11DQ 06	11DQ 09	11DQ 10	UNIT
Maximum Recurrent Peak Reverse Voltage	V _{RRM}	30	40	50	60	90	100	V
Maximum RMS Voltage	V _{RMS}	21	28	35	42	63	70	V
Maximum DC Blocking Voltage	V _{DC}	30	40	50	60	90	100	V
Maximum Average Forward Current at Ambient Temperature	I _{F(AV)}	1.1						A
	T _a	58		40		25		°C
Maximum Peak Forward Surge Current single half sine wave superimposed on rated load	I _{FSM}	42		26		42		A
Maximum Forward Voltage at I _F = 1.1 A	V _F	0.52		0.56		0.74		V
Maximum Reverse Current at Rated DC Blocking Voltage T _J = 125 °C	I _R	6		11		6		mA
Junction Temperature Range	T _J	- 40 to + 125						°C
Storage Temperature Range	T _{STG}	- 65 to + 150						°C

RATING AND CHARACTERISTIC CURVES (11DQ03 - 11DQ10)

FIG.1 - FORWARD CURRENT DERATING CURVE

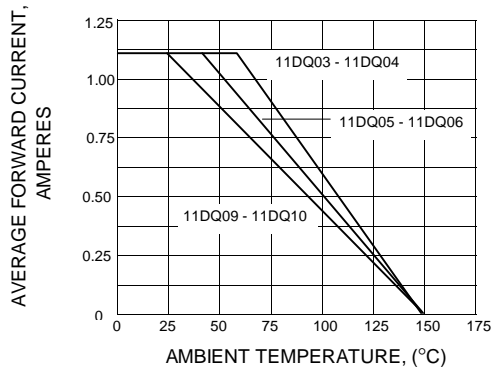


FIG.2 - MAXIMUM FORWARD SURGE CURRENT

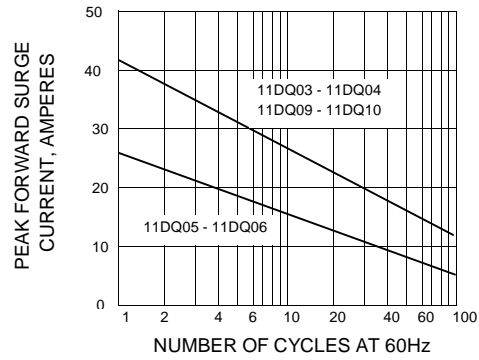


FIG.3 - TYPICAL FORWARD CHARACTERISTICS

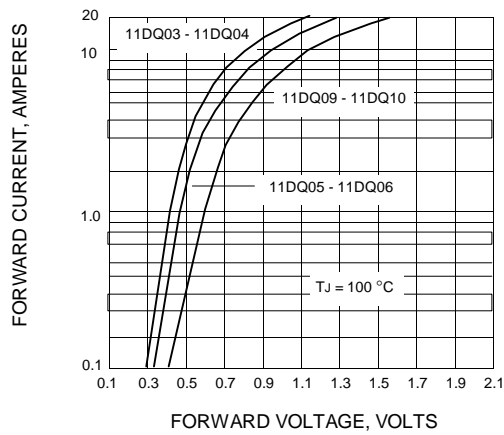


FIG.4 - TYPICAL REVERSE CHARACTERISTICS

