

**PLEASE CHECK WWW.MOLEX.COM FOR LATEST PART INFORMATION**

**Part Number:** [0511101251](#)  
**Status:** **Active**  
**Overview:** milligrid  
**Description:** 2.00mm (.079") Pitch, Milli-Grid™ Crimp Housing, 12 Circuits, with Center Polarization Key, without Locking Ramp, Leadfree

**Documents:**

[3D Model](#) [Product Specification PS-51110-001 \(PDF\)](#)  
[Drawing \(PDF\)](#) [RoHS Certificate of Compliance \(PDF\)](#)

**Agency Certification**

CSA LR19980  
 UL E29179

**General**

Product Family Crimp Housings  
 Series [51110](#)  
 Comments Applicable Wire Range: AWG #24 - #30  
 Overview [milligrid](#)  
 Product Literature Order No 987650-1991  
 Product Name Milli-Grid™

**Physical**

Circuits (maximum) 12  
 Color - Resin Black  
 Flammability 94V-0  
 Gender Female  
 Glow-Wire Compliant No  
 Lock to Mating Part None  
 Material - Resin Polyester  
 Number of Rows 2  
 Packaging Type Bag  
 Panel Mount No  
 Pitch - Mating Interface (in) 0.079 In  
 Pitch - Mating Interface (mm) 2.00 mm  
 Polarized to Mating Part Yes  
 Stackable Yes  
 Temperature Range - Operating -40°C to +105°C

**Material Info**

**Reference - Drawing Numbers**

Product Specification PS-51110-001  
 Sales Drawing SD-51110-\*\*5\*



**EU RoHS**

**ELV and RoHS Compliant**  
**REACH SVHC Contains SVHC: No**  
**Halogen-Free Status**

**China RoHS**



**Need more information on product environmental compliance?**

Email [productcompliance@molex.com](mailto:productcompliance@molex.com)  
 For a multiple part number RoHS Certificate of Compliance, [click here](#)

Please visit the [Contact Us](#) section for any non-product compliance questions.

**Search Parts in this Series**

[51110Series](#)

**Mates With**

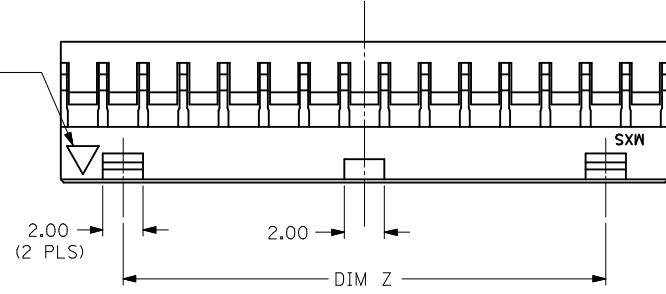
[87758](#) Vertical, Through Hole, Stackable PCB Header, [87759](#) Vertical, Surface Mount, Stackable PCB Header, [87760](#) Right Angle, Through Hole, Stackable PCB Header, [87831](#) Vertical, Through Hole PCB Header, [87832](#) Vertical, Surface Mount PCB Header, [87833](#) Right Angle, Through Hole PCB Header

**Use With**

[50394](#) Crimp Terminals

10 9 8 7 6 5 4 3 2 1

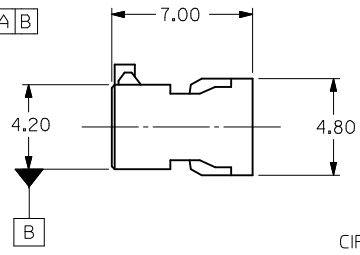
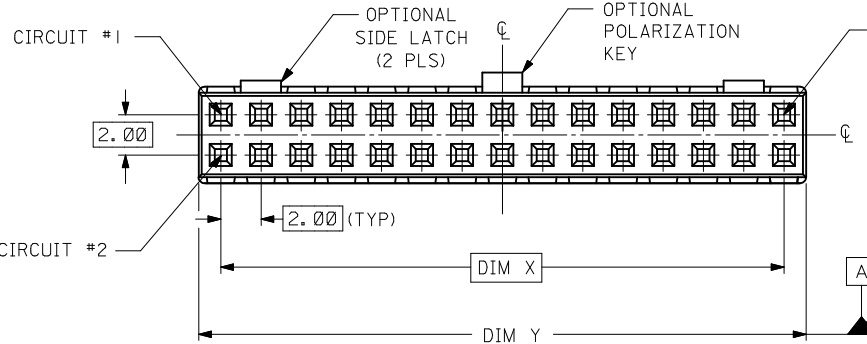
IST CIRCUIT IDENTIFICATION



PLS REFER TO PART 51110-\*\*60 FOR CENTER LATCH OPTION.

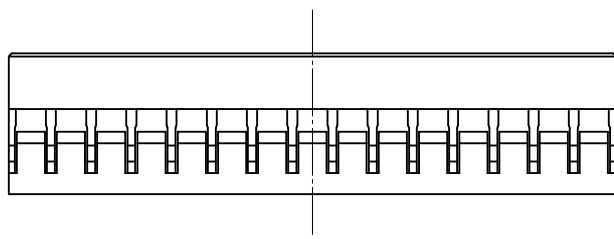
- NOTES:
1. MATERIAL: GLASS-FILLED POLYESTER UL RATED 94V-0 COLOR: BLACK
  2. PART TO BE USED WITH CRIMP TERMINAL PART NUMBER 50394-8\*\*\*.
  3. APPLICABLE WIRE RANGE: AWG #24 - #30.
  4. WIRE INSULATION RANGE: DIAMETER 1.40MM MAXIMUM.
  5. 30 CKT SHOWN FOR ILLUSTRATION ONLY.

PART NO.	CKT SIZE	DIM X	DIM Y	DIM Z
51110-045*	4	2.00	4.20	NA
51110-065*	6	4.00	6.20	NA
51110-085*	8	6.00	8.20	NA
51110-105*	10	8.00	10.20	NA
51110-125*	12	10.00	12.20	NA
51110-145*	14	12.00	14.20	8.00
51110-165*	16	14.00	16.20	10.00
51110-185*	18	16.00	18.20	12.00
51110-205*	20	18.00	20.20	14.00
51110-225*	22	20.00	22.20	16.00
51110-245*	24	22.00	24.20	18.00
51110-265*	26	24.00	26.20	20.00
51110-285*	28	26.00	28.20	22.00
51110-305*	30	28.00	30.20	24.00
51110-325*	32	30.00	32.20	26.00
51110-2252	22	20.00	22.20	NA



PART NUMBER LEGEND:

- 51110-\*\*5\*  
CIRCUIT SIZE
- 0 - WITHOUT CENTER POLARIZATION KEY AND SIDE LATCH.
  - 1 - WITH CENTER POLARIZATION KEY AND SIDE LATCH. (14 TO 32 CIRCUITS ONLY) WITH CENTER POLARIZATION KEY ONLY. (8 TO 12 CIRCUITS ONLY)
  - 2 - WITH CENTER POLARIZATION KEY ONLY. (22 CIRCUITS ONLY)



PDR#C200905064 EC NO: S2009-0969 DRWN:SKANG 2009/06/17 CH'KD:ATSEE 2009/06/29 APPR:MLONG 2009/06/29	QUALITY SYMBOLS ▽=0 ▽=0	GENERAL TOLERANCES (UNLESS SPECIFIED)		DIMENSION STYLE MM ONLY		SCALE NTS	DESIGN UNITS METRIC	THIRD ANGLE PROJECTION	
		4 PLACES ± --- ± --- 3 PLACES ± --- ± --- 2 PLACES ± 0.20 ± --- 1 PLACE ± --- ± ---	mm INCH	DRAWN BY SKTOH	DATE 1993/10/26	TITLE 2MM GRID, WIRE TO BOARD CONNECTOR, CRIMP RECEPT. HOUSING			
		ANGULAR ± 3 °		CHECKED BY EDPOH	DATE 1993/10/26	MOLEX INCORPORATED			
		DRAFT WHERE APPLICABLE MUST REMAIN WITHIN DIMENSIONS		APPROVED BY JMCHAN	DATE 1993/10/26	MATERIAL NO. SEE TABLE	DOCUMENT NO. SD-51110-**5*	SHEET NO. 1 OF 1	

9 8 7 6 5 4 3 2 1