

PLEASE CHECK WWW.MOLEX.COM FOR LATEST PART INFORMATION

Part Number: [0923180820](#)
Status: **Active**
Overview: [picoflex](#)
Description: Picoflex® PF-50 IDT-Board In Z-Style, 8 Circuits, 0.19m (7.87") Length

Documents:

[3D Model](#) [Product Specification PS-99020-0011 \(PDF\)](#)
[Drawing \(PDF\)](#) [RoHS Certificate of Compliance \(PDF\)](#)

General

| | |
|------------------------|--------------------------|
| Product Family | Cable Assemblies |
| Series | 92318 |
| Connector to Connector | Picoflex® PCB-to-IDT |
| Overview | picoflex |
| Product Name | Picoflex® |

Physical

| | |
|--------------------------------|--|
| Cable Length | 0.20m (7.87") |
| Circuits (Loaded) | 8 |
| Color - Resin | Natural |
| Gender | Female-Female |
| Lock to Mating Part | None |
| Material - Metal | Phosphor Bronze |
| Material - Plating Mating | Tin |
| Material - Plating Termination | Tin |
| Material - Resin | Polyester |
| Packaging Type | Bag |
| Pitch - Mating Interface (in) | 0.050 In |
| Pitch - Mating Interface (mm) | 1.27 mm |
| Plating min: Mating (µin) | 80.00 |
| Plating min: Mating (µm) | 2.000 |
| Plating min: Termination (µin) | 80.00 |
| Plating min: Termination (µm) | 2.00 |
| Single Ended | No |
| Termination Interface: Style | IDT or Pierce, Through Hole - Kinked Pin |
| Waterproof / Dustproof | No |
| Wire Insulation Diameter | N/A |
| Wire Size AWG | 28 |
| Wire/Cable Type | PVC, Ribbon Cable |

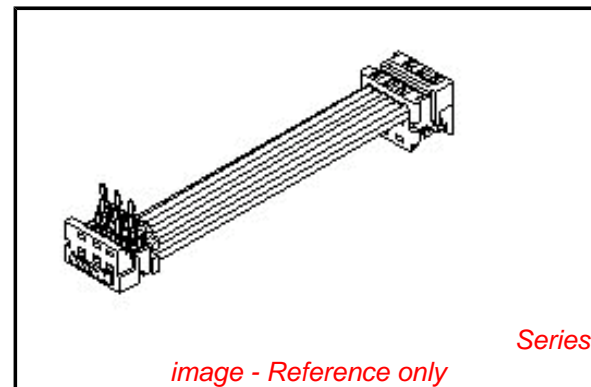
Electrical

| | |
|-------------------------------|------|
| Current - Maximum per Contact | 1.2A |
| Voltage - Maximum | 250V |

Material Info

Reference - Drawing Numbers

| | |
|-----------------------|---------------|
| Product Specification | PS-99020-0011 |
| Sales Drawing | SD-92318-001 |



EU RoHS

**ELV and RoHS
Compliant**
**REACH SVHC
Not Reviewed**
**Halogen-Free
Status**

China RoHS



**Need more information on product
environmental compliance?**

Email productcompliance@molex.com
 For a multiple part number RoHS Certificate of Compliance, [click here](#)

Please visit the [Contact Us](#) section for any non-product compliance questions.

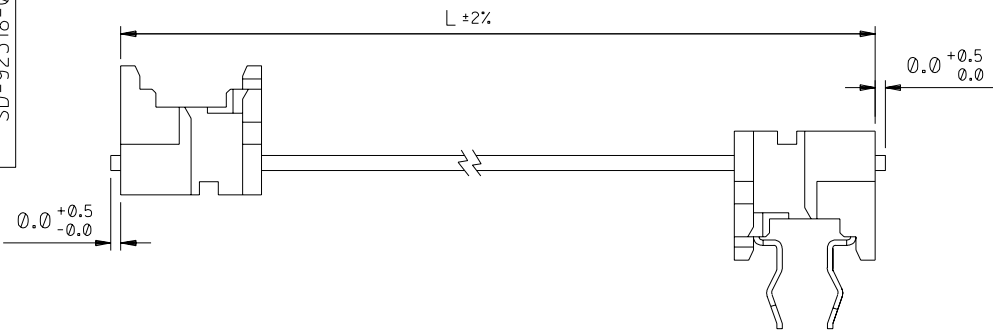
Search Parts in this Series

[92318Series](#)

Mates With

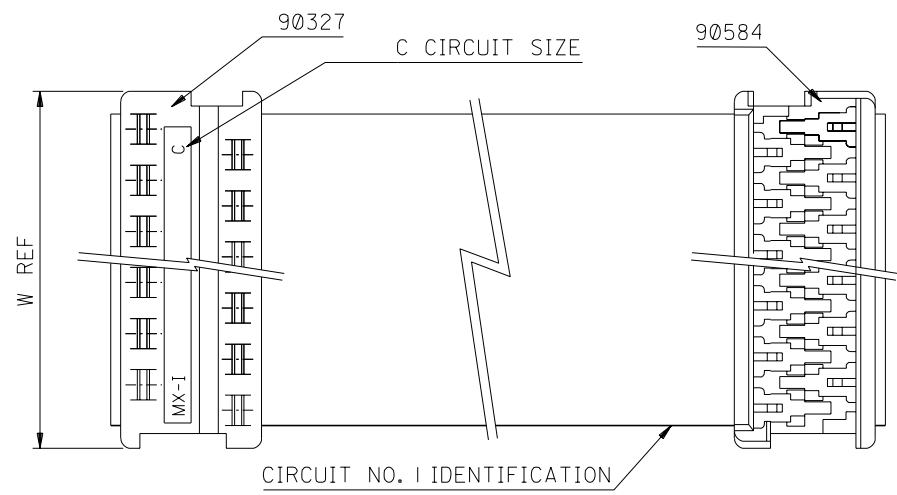
Picoflex® PF-50 Header [90325](#) , [90800](#) ,
[90779](#) , [90715](#) , [90814](#)

PART NO. SEE CHART
 DWG. NO. SD-92318-001



| 90327 CONNECTOR | |
|-----------------|-------------|
| CIRCUIT SIZE | DIMENSION W |
| 4 | 7.59 |
| 6 | 10.13 |
| 8 | 12.67 |
| 10 | 15.21 |
| 12 | 17.75 |
| 14 | 20.29 |
| 16 | 22.83 |
| 18 | 25.37 |
| 20 | 27.91 |
| 22 | 30.45 |
| 24 | 32.99 |
| 26 | 35.53 |

| 90584 CONNECTOR | |
|-----------------|-------------|
| CIRCUIT SIZE | DIMENSION W |
| 4 | 7.59 |
| 6 | 10.13 |
| 8 | 12.67 |
| 10 | 15.21 |
| 12 | 17.75 |
| 14 | 20.29 |
| 16 | 22.83 |
| 18 | 25.37 |
| 20 | 27.91 |
| 22 | 30.45 |
| 24 | 32.99 |
| 26 | 35.53 |



CABLE DETAILS:

28 AWG , 1.27 MM PITCH , 7 STRANDS WITH TINNED COPPER ,
 GREY PVC INSULATION WITH A COLOURED POLARITY STRIPE
 INDICATING CIRCUIT NO. 1 , UL 2651.

NOTES:

1. SEE PRODUCT SPECIFICATIONS PS-99020-0011.
2. SEE TERMINATION SPECIFICATION ES-99033-0001.
3. SEE TERMINATION SPECIFICATION ES-99033-0002.
4. SEE CABLE SPECIFICATION ES-99027-0006.
5. HARNESSES WILL BE 100% ELECTRICALLY TESTED FOR SHORTS AND DISCONTINUITIES.

ORDERING INFORMATION

92318-****
 CIRCUIT SIZE
 LENGTH L IN CENTIMETRES
 LENGTHS AVAILABLE FROM 6 CM TO 120 CM
 e.g. 92318-1208 = 12 CIRCUIT
 WITH LENGTH L OF 8 CM.

NOTE : FOR LENGTHS OF
 100 CM , THE PART NO. IS 92318-***01
 105 CM , THE PART NO. IS 92318-***02
 110 CM , THE PART NO. IS 92318-***03
 115 CM , THE PART NO. IS 92318-***04
 120 CM , THE PART NO. IS 92318-***05

REF DIM ADDED
 EC NO. 2003-0499
 DRAWN: P.FINN 02/11/13
 CHK: / / /
 APPR: / / /
 C

QUALITY SYMBOLS
 MAJOR =
 CRITICAL =
 REV

GENERAL TOLERANCES:
 (UNLESS SPECIFIED)
 mm INCH
 4 PLACES ±0. ±.
 3 PLACES ±0. ±.
 2 PLACES ±0. ±.
 1 PLACE ±0. ±.
 ANGULAR: ± 1/2°
 DRAFT WHERE APPLICABLE MUST
 REMAIN WITHIN DIMENSIONS

SCALE 4 : 1
 DESIGN UNITS
 mm INCH
 DRAWN BY & DATE
 MCURRAN 98/06/24
 CHECKED BY & DATE
 AMcCANN 98/06/24
 APPROVED BY & DATE
 MWILHITE 98/06/24
 CAD FILENAME

DIMENSIONS:
 mm INCH mm ONLY
 SHT REV
 REVISE ON CAD ONLY
 TITLE: PICO FLEX IDT TO BOARD-IN
 STANDARD ASSEMBLIES
 (Z-STYLE)
 MOLEX INCORPORATED
 MATERIAL NO. SEE CHART
 DRAWING NO. SD-92318-001
 SHEET NO. 1 OF 1
 THIS DRAWING CONTAINS INFORMATION THAT IS PROPRIETARY TO MOLEX INCORPORATED AND SHOULD NOT BE USED WITHOUT WRITTEN PERMISSION.
 SIZE B