版数 REV.	年月日 DATE	DCN NO.	変更内容 DESCRIPTION	製図 DR.	担当 CHK.	査閲 APPD.	承認 APPD.
2	30.Sep.2008	066411	CHANGE OF TERMINAL MATERIALS PLATING LIST		Y.WATANABE	K.MIYAMOTO	T.KUME
3	14.Nov.2008	066892	CHANGE OF TERMINAL MATERIALS PLATING LIST		Y.WATANABE	K.Miyamoto	T.Kume

図面番号(DRAWING NO.) SJ104416

△3 △2 TABLE1: TERMINAL MATERIALS AND PLATING LIST(端子材料・メッキ設定コード表)

CODE	PART TITLE	SJ No.	MATERIALS	PLATING	APPLICABLE WIRE
S	M34S75C4F1	038527	HIGH CONDUCTIVITY COPPER ALLOY 高導電性銅合金	TIN PLATING スズめっき	CHFUS 0.22sq. AVSS 0.3sq. CHFUS 0.35sq. ALL CAVITIES CAN BE APPLIED. 全キャビティ対応
M	M34S75C4F2	038528			CHFUS 0.5sq. AVSS 0.5sq. CAVS 0.5sq. CHFS 0.75sq. CHFUS 0.75sq. ALL CAVITIES CAN BE APPLIED. 全キャビティ対応
C	M34S75C4F3	038747			CAN SD 0.35sq. TWO BOTH ENDS CAVITIES CAN BE APPLIED. 両端2箇所のキャビティ対応
L	M34S75C4F4	038893			AVSS 0.85sq. CAVS 0.85sq. TWO BOTH ENDS CAVITIES CAN BE APPLIED. 両端2箇所のキャビティ対応
X	M34S75C4F5	109336			CHFUS 0.13sq. ALL CAVITIES CAN BE APPLIED. 全キャビティ対応

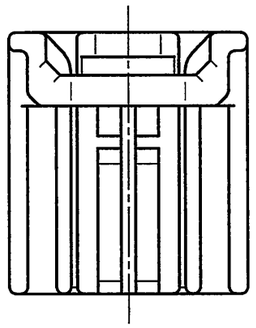

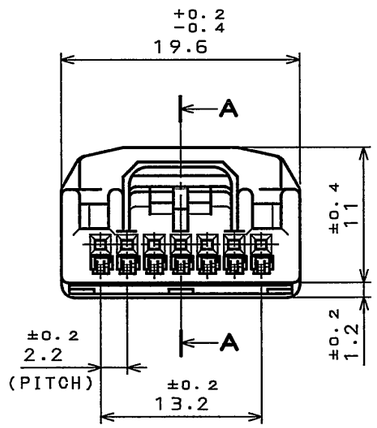

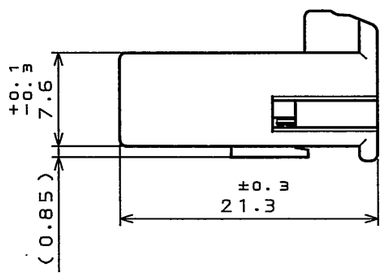

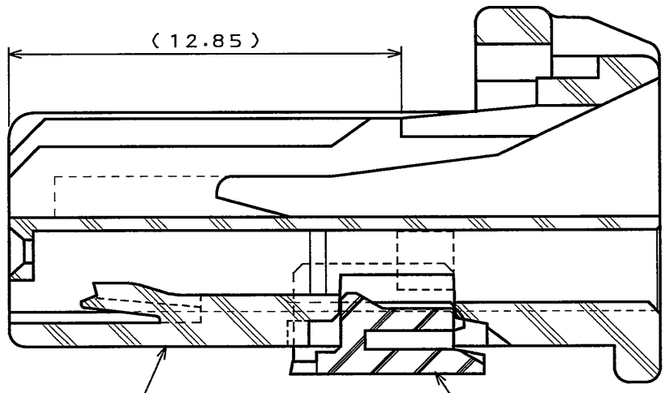

SECT. A−A
(SCALE 5:1)

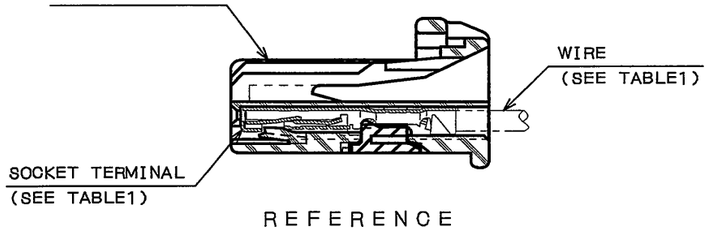

REFERENCE

符号 NO.	名称 DESCRIPTION	個数 QTY.	材料 MATERIAL	仕上 FINISH	備考 REMARKS
2	RETAINER	1	PPE+PA66(ALLOY)	———	COLOR:BLACK
1	HOUSING	1	PPE+PA66(ALLOY)	———	COLOR:GRAY

仕様書(SPECIFICATION) JACS−1754 JAHL−1754

第1版(ORIGINAL DATE) 4.Jul.2005

製図 DR.

担当 CHK. S.HARA

査閲 APPD. ———

承認 APPD. T.ISHIWA

一般公差(GENERAL TOLERANCE)

寸法(DIMENSION)		角度(ANGLES)
.	±0.8	X° ±
.X	±0.4	X°X'±
.XX	±0.1	
.XXX	±	

尺度(SCALE) 2:1

シリーズ(SERIES) MX34

名称(TITLE) MX34007SF1 SOCKET HOUSING

質量(MASS) 2.1g

日本航空電子工業株式会社 JAPAN AVIATION ELECTRONICS INDUSTRY, LTD.

図面番号(DRAWING NO.) SJ104416

版数(REV.) 3

SIZE A3

DOF-0-212F(05.08)

JAE-CONNECTOR.COM Reference Only

JAE CONNECTOR DIV. PROPRIETARY.
COPYRIGHT(C) 2005, JAPAN AVIATION ELECTRONICS INDUSTRY, LTD.