



Features


- ◇ For RF SAW filter
- ◇ Single-ended operation
- ◇ Ceramic Surface Mount Package
- ◇ Small size
- ◇ No matching required for operation at 50Ω
- ◇ RoHS compliant (2002/95/EC), Pb-free

Specifications

Parameter	Unit	Minimum	Typical	Maximum
Center Frequency	MHz	-	830	-
Insertion Loss	820~840MHz	-	2.4	2.5
	825~835MHz	-	1.7	2
Passband Variation(820~840MHz)	dB	-	1.3	1.5
VSWR(820~840MHz)	-	-	1.8	2
Ultimate Rejection(870~880MHz)	dB	40	45	-
Material Temperature coefficient	KHz/°C		-26.6	
Substrate Material	-		42LT	
Ambient Temperature	°C		25	
DC Voltage	V		0	
Input Power	dBm	-	-	10
ESD Class	-		1A	
Package Size		SMD3.0*3.0		

Notes:

1. All specifications are based on the test circuit shown;
2. In production, all specifications are measured by Agilent Network analyzer and full 2 port calibration at room temperature;
3. Electrical margin has been built into the design to account for the variations due to temperature drift and manufacturing tolerances;
4. This is the optimum impedance in order to achieve the performance show.

	SIPAT Co., Ltd. (CETC No.26 Research Institute) #14 Nanping Huayuan Road, Chongqing, China, 400060	Part Number	LBT83005	
		Rev. Date	2011-03-11	
		Ver.	1.0	Page

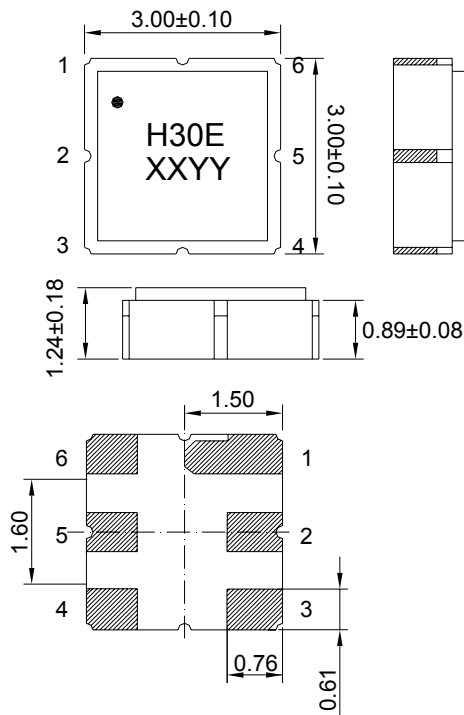
Matching Configuration



Source/Load Impedance=50 ohm

Notes - Component values may change depending on board layout.

Package Dimension



Pad Configuration:

Input 2
Output 5
Ground All Others

Marking Configuration:

- 1) •: Pad Number 1 Index
- 2) H30E: Part Number
- 3) XXYY: Date(Year/month)

Package: SMD3.0*3.0

Unit: mm

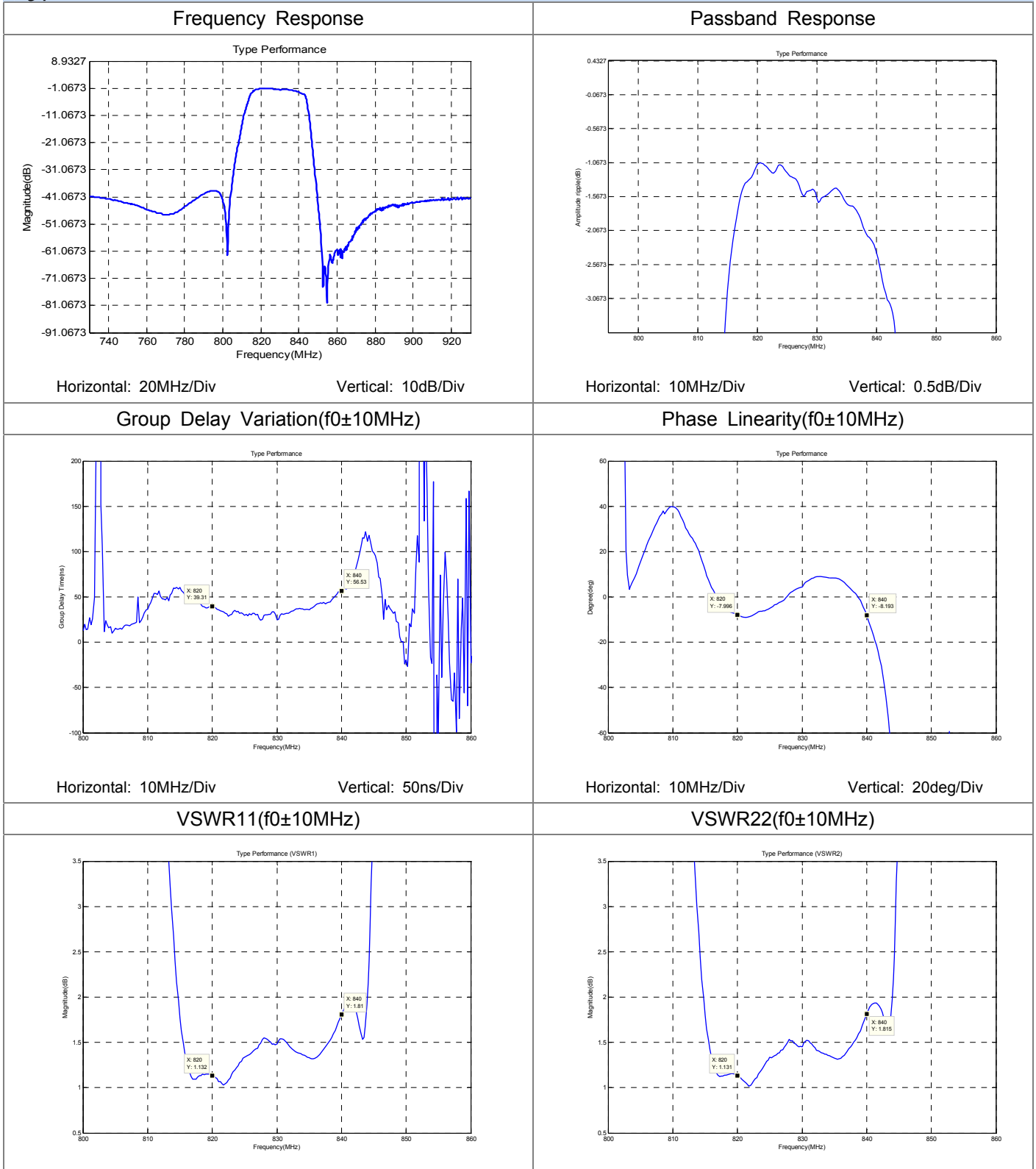


SIPAT Co., Ltd.
(CETC No.26 Research Institute)
#14 Nanping Huayuan Road,
Chongqing, China, 400060

Part Number	LBT83005	
Rev. Date	2011-03-11	
Ver.	1.0	Page 2/3



Typical Performance



SIPAT Co., Ltd.
(CETC No.26 Research Institute)
#14 Nanping Huayuan Road,
Chongqing, China, 400060

Part Number	LBT83005	
Rev. Date	2011-03-11	
Ver.	1.0	Page 3/3