


TYPE 267M

Epoxy resin molding chip
Standard Series



Type 267 is specially designed to SMD, based on our technology of chip tantalum capacitors acquired over many years. Fully-molded construction provides excellent mechanical protection, superior moisture resistance and high soldering heat resistance.

FEATURES

1. Small size: A case 3.2×1.6mm
2. Suitable for surface mounting.
3. Precise dimensions allow high density mounting. Symmetrical construction of positive and negative terminals provides "Self Alignment".
4. Soldering: 260°C for 10 second by re-flow or flow soldering.
5. #376 series of 267M, which are low ESR(Equivalent Series Resistance) series, were developed to meet recent customer's requirement in high ripple current applications such as DC/DC converter, switching regulator, personal computer, etc.

NOTIFICATIONS FOR USE

Please inquire of our Sales Department for your suitable soldering or cleaning conditions.

CAUTIONS

- This capacitor is polarized, do not apply reverse voltage.
- The sum of peak value of AC and DC voltage should not exceed the rated voltage.
- This catalog is designed for providing general information. Please inquire of our Sales Department to confirm specifications prior to use.

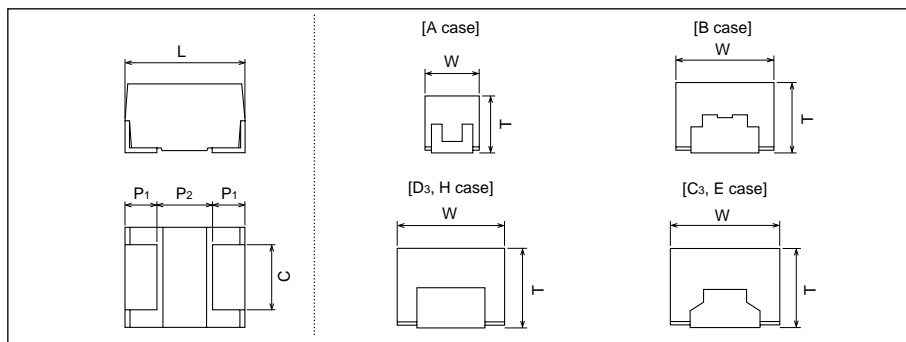
CHARACTERISTICS

ITEM	CHARACTERISTICS
Failure rate level	1%/1000h
Operating temperature range	-55~+85°C to +125°C with voltage derating
Rated voltage	4-6.3-10-16-20-25-35-50VDC
Capacitance range	0.047~220 μF
Capacitance tolerance	±10%, ±20%

Available capacitance tolerance ±5%(J) upon request.

DIMENSIONS

mm



Case code	EIA code	L±0.2	W±0.2	T±0.2	P1±0.2	P2 min.	C±0.1
A	3216	3.2	1.6	1.6	0.75	1.4	1.2
B	3528	3.5	2.8	1.9	0.8	1.5	2.2
C ₃	6032	6.0	3.2	2.5	1.3	3.0	2.2
D ₃	7343	7.3	4.4	2.8	1.3	4.0	2.4
H	7343H	7.3	4.4	4.1	1.3	4.0	2.4
E	7257	7.3	5.8	3.5	1.3	4.0	3.5

A, B, C₃, D₃ Case is in conformity with EIA-535BAAC.

E Case is in conformity with EIA-535BAAD.



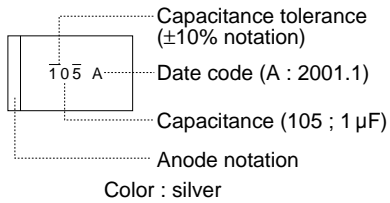
SOLID-ELECTROLYTE TANTALUM CAPACITORS

(TANCHIP® SERIES)


TYPE 267M
Epoxy resin molding chip
Standard Series

MARKING

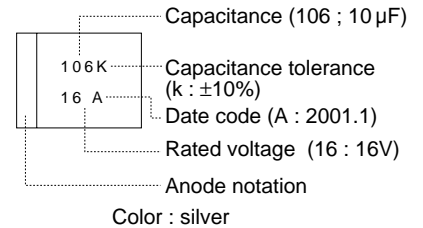
(A case)



(B case)



(C₃, D₃, H, E case)



STANDARD RATINGS

R.V.(VDC) Cap.(µF)	4	6.3	10	16	20	25	35	50
0.047								A
0.068								
0.1							A	A
0.15							A	A, B
0.22							A	B
0.33							A	B
0.47						A	A, B	B, C ₃
0.68					A	A	B	C ₃
1.0				A	A		B	C ₃
1.5			A	A		B	B, C ₃	C ₃ , D ₃
2.2		A	A		B	B	C ₃	D ₃
3.3	A	A		B	B	C ₃	C ₃ , D ₃	D ₃
4.7	A		B	B	C ₃	C ₃	C ₃ , D ₃	
6.8		B	B	C ₃	C ₃	C ₃ , D ₃	D ₃	
10	B	B	C ₃	C ₃	C ₃	D ₃	D ₃ , E	
15	B	C ₃	C ₃	C ₃	D ₃	D ₃	(H), E	
22	C ₃	C ₃	C ₃	D ₃	D ₃	H, E	H	
33	C ₃	C ₃	D ₃	D ₃	H, E	H		
47	C ₃	D ₃	D ₃	(H), E	(H), E			
68	D ₃	D ₃ , (H)	(H), E	H, E				
100	D ₃	H, E	(H), E					
150	(H), E	(H), E						
220	(H), E							

Please inquire of our Sales Department for a selection of suitable case size (dimension, performance, etc.) in same rating.

() Development





SOLID-ELECTROLYTE TANTALUM CAPACITORS

(TANCHIP® SERIES)

TYPE 267M

Epoxy resin molding chip
Standard Series

RATINGS AND CATALOG NUMBERS (STANDARD Series)

	Catalog number	cap. (μ F)	case code	Max DC Lct. (μ A)			Max Dissipation factor				Max ESR(Ω) 100kHz
				25°C	85°C	125°C	-55°C	25°C	85°C	125°C	
Rated voltage 4VDC/Surge voltage 5VDC	267M 4001 335 □ ¹ □ ²	3.3	A	0.4	5	6.3	0.08	0.06	0.06	0.06	7.2
	267M 4001 475 □ ¹ □ ² 533	4.7	A	0.4	5	6.3	0.08	0.06	0.06	0.06	7.3
	267M 4001 106 □ ¹ □ ²	10	B	0.4	5	6.3	0.08	0.06	0.06	0.06	2.9
	267M 4001 156 □ ¹ □ ² 533	15	B	0.5	6	7.5	0.08	0.06	0.06	0.06	2.9
	267M 4001 226 □ ¹ □ ² 720	22	C ₃	0.7	9	11	0.08	0.06	0.06	0.06	0.55
	267M 4001 336 □ ¹ □ ² 720	33	C ₃	1.1	13	17	0.08	0.06	0.06	0.06	0.55
	267M 4001 476 □ ¹ □ ² 720	47	C ₃	1.5	19	24	0.08	0.06	0.06	0.06	0.55
	267M 4001 686 □ ¹ □ ² 720	68	D ₃	2.2	27	34	0.08	0.06	0.06	0.06	0.45
	267M 4001 107 □ ¹ □ ² 720	100	D ₃	3.2	40	50	0.10	0.08	0.08	0.08	0.47
	⊙ 267M 4001 157 □ ¹ □ ²	150	H	6.0	60	75	0.15	0.08	0.08	0.10	0.27
	267M 4001 157 □ ¹ □ ² 720	150	E	4.8	60	75	0.10	0.08	0.08	0.08	0.28
	⊙ 267M 4001 227 □ ¹ □ ²	220	H	8.8	88	110	0.15	0.08	0.08	0.10	0.27
	267M 4001 227 □ ¹ □ ² 720	220	E	7.0	88	110	0.10	0.08	0.08	0.08	0.27
	Rated voltage 6.3VDC/Surge voltage 8VDC	267M 6301 225 □ ¹ □ ²	2.2	A	0.4	5	6.3	0.08	0.06	0.06	0.06
267M 6301 335 □ ¹ □ ² 533		3.3	A	0.4	5	6.3	0.08	0.06	0.06	0.06	7.3
267M 6301 685 □ ¹ □ ²		6.8	B	0.4	5	6.3	0.08	0.06	0.06	0.06	2.9
267M 6301 106 □ ¹ □ ² 533		10	B	0.5	6	7.9	0.08	0.06	0.06	0.06	2.9
267M 6301 156 □ ¹ □ ² 720		15	C ₃	0.8	9	12	0.08	0.06	0.06	0.06	1.15
267M 6301 226 □ ¹ □ ² 720		22	C ₃	1.1	14	17	0.08	0.06	0.06	0.06	0.55
267M 6301 336 □ ¹ □ ² 720		33	C ₃	1.7	21	26	0.08	0.06	0.06	0.06	0.55
267M 6301 476 □ ¹ □ ² 720		47	D ₃	2.4	30	37	0.08	0.06	0.06	0.06	0.45
267M 6301 686 □ ¹ □ ² 720		68	D ₃	3.4	43	54	0.08	0.06	0.06	0.06	0.47
⊙ 267M 6301 686 □ ¹ □ ²		68	H	4.3	43	54	0.08	0.06	0.06	0.06	0.37
267M 6301 107 □ ¹ □ ²		100	H	6.3	63	79	0.10	0.08	0.08	0.08	0.28
267M 6301 107 □ ¹ □ ² 720		100	E	5.0	63	79	0.10	0.08	0.08	0.08	0.28
⊙ 267M 6301 157 □ ¹ □ ²		150	H	9.5	95	119	0.15	0.08	0.08	0.10	0.27
267M 6301 157 □ ¹ □ ² 720		150	E	7.6	95	118	0.10	0.08	0.08	0.08	0.27
Rated voltage 10VDC/Surge voltage 13VDC	267M 1002 155 □ ¹ □ ²	1.5	A	0.4	5	6.3	0.08	0.06	0.06	0.06	7.2
	267M 1002 225 □ ¹ □ ² 533	2.2	A	0.4	5	6.3	0.08	0.06	0.06	0.06	7.3
	267M 1002 475 □ ¹ □ ²	4.7	B	0.4	5	6.3	0.08	0.06	0.06	0.06	2.9
	267M 1002 685 □ ¹ □ ² 533	6.8	B	0.5	7	8.5	0.08	0.06	0.06	0.06	2.9
	267M 1002 106 □ ¹ □ ² 720	10	C ₃	0.8	10	13	0.08	0.06	0.06	0.06	1.15
	267M 1002 156 □ ¹ □ ² 720	15	C ₃	1.2	15	19	0.08	0.06	0.06	0.06	1.15
	267M 1002 226 □ ¹ □ ² 720	22	C ₃	1.8	22	28	0.08	0.06	0.06	0.06	0.55
	267M 1002 336 □ ¹ □ ² 720	33	D ₃	2.6	33	41	0.08	0.06	0.06	0.06	0.95
	267M 1002 476 □ ¹ □ ² 720	47	D ₃	3.8	47	59	0.08	0.06	0.06	0.06	0.47
	⊙ 267M 1002 686 □ ¹ □ ²	68	H	6.8	68	85	0.08	0.06	0.06	0.08	0.40
	267M 1002 686 □ ¹ □ ² 720	68	E	5.4	68	85	0.08	0.06	0.06	0.06	0.38
	⊙ 267M 1002 107 □ ¹ □ ²	100	H	10	100	130	0.15	0.08	0.08	0.10	0.37
	267M 1002 107 □ ¹ □ ² 720	100	E	8.0	100	125	0.10	0.08	0.08	0.08	0.27

□¹ capacitance tolerance code "K" ($\pm 10\%$) or "M" ($\pm 20\%$)

□² taping code "R" ("N") or "L" ("P")

Pull direction "R" ("N") is standard.

⊙ Development





SOLID-ELECTROLYTE TANTALUM CAPACITORS

(TANCHIP® SERIES)

TYPE 267M

Epoxy resin molding chip
Standard Series

RATINGS AND CATALOG NUMBERS (STANDARD Series)

	Catalog number	cap. (μF)	case code	Max DC Lct. (μA)			Max Dissipation factor				Max ESR(Ω) 100kHz
				25°C	85°C	125°C	-55°C	25°C	85°C	125°C	
Rated voltage 16VDC/Surge voltage 20VDC	267M 1602 105 □ ¹ □ ²	1.0	A	0.4	5	6.3	0.05	0.04	0.04	0.05	7.4
	267M 1602 155 □ ¹ □ ² 533	1.5	A	0.4	5	6.3	0.08	0.06	0.06	0.06	7.4
	267M 1602 335 □ ¹ □ ²	3.3	B	0.4	5	6.3	0.08	0.06	0.06	0.06	2.9
	267M 1602 475 □ ¹ □ ² 533	4.7	B	0.6	8	9.4	0.08	0.06	0.06	0.06	2.9
	267M 1602 685 □ ¹ □ ² 720	6.8	C ₃	0.9	11	14	0.08	0.06	0.06	0.06	1.15
	267M 1602 106 □ ¹ □ ² 720	10	C ₃	1.3	16	20	0.08	0.06	0.06	0.06	1.17
	267M 1602 156 □ ¹ □ ² 720	15	C ₃	1.9	24	30	0.08	0.06	0.06	0.06	1.17
	267M 1602 226 □ ¹ □ ² 720	22	D ₃	2.8	35	44	0.08	0.06	0.06	0.06	0.97
	267M 1602 336 □ ¹ □ ² 720	33	D ₃	4.2	53	66	0.08	0.06	0.06	0.06	0.97
	◎ 267M 1602 476 □ ¹ □ ²	47	H	7.5	75	94	0.08	0.06	0.06	0.08	0.40
	267M 1602 476 □ ¹ □ ² 720	47	E	6.0	75	94	0.08	0.06	0.06	0.06	0.38
	267M 1602 686 □ ¹ □ ²	68	H	8.7	110	136	0.08	0.06	0.06	0.06	0.39
	267M 1602 686 □ ¹ □ ² 720	68	E	8.7	109	136	0.08	0.06	0.06	0.06	0.27
Rated voltage 20VDC/Surge voltage 26VDC	267M 2002 684 □ ¹ □ ²	0.68	A	0.4	5	6.3	0.05	0.04	0.04	0.05	7.4
	267M 2002 105 □ ¹ □ ² 533	1.0	A	0.4	5	6.3	0.05	0.04	0.04	0.05	7.4
	267M 2002 225 □ ¹ □ ²	2.2	B	0.4	5	6.3	0.08	0.06	0.06	0.06	2.9
	267M 2002 335 □ ¹ □ ² 533	3.3	B	0.5	7	8.3	0.08	0.06	0.06	0.06	2.9
	267M 2002 475 □ ¹ □ ² 720	4.7	C ₃	0.8	9	12	0.08	0.06	0.06	0.06	1.15
	267M 2002 685 □ ¹ □ ² 720	6.8	C ₃	1.1	14	17	0.08	0.06	0.06	0.06	1.17
	267M 2002 106 □ ¹ □ ² 720	10	C ₃	1.6	20	25	0.08	0.06	0.06	0.06	1.17
	267M 2002 156 □ ¹ □ ² 720	15	D ₃	2.4	30	38	0.08	0.06	0.06	0.06	0.97
	267M 2002 226 □ ¹ □ ² 720	22	D ₃	3.5	44	55	0.08	0.06	0.06	0.06	0.97
	267M 2002 336 □ ¹ □ ²	33	H	5.3	66	83	0.08	0.06	0.06	0.06	0.38
	267M 2002 336 □ ¹ □ ² 720	33	E	5.3	66	83	0.08	0.06	0.06	0.06	0.38
	◎ 267M 2002 476 □ ¹ □ ²	47	H	9.4	94	118	0.10	0.08	0.08	0.08	0.40
	267M 2002 476 □ ¹ □ ² 720	47	E	7.5	94	118	0.08	0.06	0.06	0.08	0.27
Rated voltage 25VDC/Surge voltage 32VDC	267M 2502 474 □ ¹ □ ²	0.47	A	0.4	5	6.3	0.05	0.04	0.04	0.05	7.4
	267M 2502 684 □ ¹ □ ² 533	0.68	A	0.4	5	6.3	0.05	0.04	0.04	0.05	7.4
	267M 2502 155 □ ¹ □ ²	1.5	B	0.4	5	6.3	0.08	0.06	0.06	0.06	2.9
	267M 2502 225 □ ¹ □ ² 533	2.2	B	0.4	6	6.9	0.08	0.06	0.06	0.06	2.9
	267M 2502 335 □ ¹ □ ² 720	3.3	C ₃	0.7	8	10	0.08	0.06	0.06	0.06	1.18
	267M 2502 475 □ ¹ □ ² 720	4.7	C ₃	0.9	12	15	0.08	0.06	0.06	0.06	1.18
	267M 2502 685 □ ¹ □ ² 734	6.8	C ₃	1.4	17	21	0.08	0.06	0.06	0.06	1.17
	267M 2502 685 □ ¹ □ ² 720	6.8	D ₃	1.4	17	21	0.08	0.06	0.06	0.06	0.98
	267M 2502 106 □ ¹ □ ² 720	10	D ₃	2.0	25	31	0.08	0.06	0.06	0.06	0.98
	267M 2502 156 □ ¹ □ ² 734	15	D ₃	3.0	38	47	0.08	0.06	0.06	0.06	0.98
	267M 2502 226 □ ¹ □ ²	22	H	4.4	55	69	0.08	0.06	0.06	0.06	0.39
	267M 2502 226 □ ¹ □ ² 720	22	E	4.4	55	69	0.08	0.06	0.06	0.06	0.39
	267M 2502 336 □ ¹ □ ²	33	H	6.6	83	103	0.08	0.06	0.06	0.06	0.69
Rated voltage 35VDC/Surge voltage 44VDC	267M 3502 104 □ ¹ □ ²	0.1	A	0.4	5	6.3	0.05	0.04	0.04	0.05	9.7
	267M 3502 154 □ ¹ □ ²	0.15	A	0.4	5	6.3	0.05	0.04	0.04	0.05	9.7
	267M 3502 224 □ ¹ □ ²	0.22	A	0.4	5	6.3	0.05	0.04	0.04	0.05	7.4
	267M 3502 334 □ ¹ □ ²	0.33	A	0.4	5	6.3	0.05	0.04	0.04	0.05	7.4
	267M 3502 474 □ ¹ □ ² 533	0.47	A	0.4	5	6.3	0.05	0.04	0.04	0.05	7.4
	267M 3502 474 □ ¹ □ ²	0.47	B	0.4	5	6.3	0.05	0.04	0.04	0.05	2.9
	267M 3502 684 □ ¹ □ ²	0.68	B	0.4	5	6.3	0.05	0.04	0.04	0.05	2.9

□¹ capacitance tolerance code "K" (±10%) or "M" (±20%)

□² taping code "R" ("N") or "L" ("P")

Pull direction "R" ("N") is standard.

◎ Development





SOLID-ELECTROLYTE TANTALUM CAPACITORS

(TANCHIP® SERIES)

TYPE 267M

Epoxy resin molding chip
Standard Series

RATINGS AND CATALOG NUMBERS (STANDARD Series)

	Catalog number	cap. (μ F)	case code	Max DC Lct. (μ A)			Max Dissipation factor				Max ESR(L) 100kHz
				25°C	85°C	125°C	-55°C	25°C	85°C	125°C	
Rated voltage 35VDC/Surge voltage 44VDC	267M 3502 105 □ ¹ □ ²	1.0	B	0.4	5	6.3	0.05	0.04	0.04	0.05	2.9
	267M 3502 155 □ ¹ □ ² 533	1.5	B	0.4	5	6.6	0.08	0.06	0.06	0.06	2.9
	267M 3502 155 □ ¹ □ ² 720	1.5	C ₃	0.4	5	6.6	0.08	0.06	0.06	0.06	1.18
	267M 3502 225 □ ¹ □ ² 720	2.2	C ₃	0.6	8	9.6	0.08	0.06	0.06	0.06	1.18
	267M 3502 335 □ ¹ □ ² 734	3.3	C ₃	0.9	12	14	0.08	0.06	0.06	0.06	1.18
	267M 3502 335 □ ¹ □ ² 720	3.3	D ₃	0.9	12	14	0.08	0.06	0.06	0.06	0.98
	267M 3502 475 □ ¹ □ ² 734	4.7	C ₃	1.3	16	21	0.08	0.06	0.06	0.06	1.17
	267M 3502 475 □ ¹ □ ² 720	4.7	D ₃	1.3	16	21	0.08	0.06	0.06	0.06	0.98
	267M 3502 685 □ ¹ □ ² 720	6.8	D ₃	1.9	24	30	0.08	0.06	0.06	0.06	0.98
	267M 3502 106 □ ¹ □ ² 734	10	D ₃	2.8	35	44	0.08	0.06	0.06	0.06	0.98
	267M 3502 106 □ ¹ □ ² 720	10	E	2.8	35	44	0.08	0.06	0.06	0.06	0.38
	◎ 267M 3502 156 □ ¹ □ ²	15	H	5.3	55	66	0.08	0.06	0.06	0.06	0.67
	267M 3502 156 □ ¹ □ ² 720	15	E	4.2	55	66	0.08	0.06	0.06	0.06	0.39
	267M 3502 226 □ ¹ □ ²	22	H	6.2	77	96	0.08	0.06	0.06	0.06	0.69
	Rated voltage 50VDC/Surge voltage 63VDC	267M 5002 473 □ ¹ □ ²	0.047	A	0.4	5	6.3	0.05	0.04	0.04	0.05
267M 5002 104 □ ¹ □ ²		0.1	A	0.4	5	6.3	0.05	0.04	0.04	0.05	10
267M 5002 154 □ ¹ □ ² 533		0.15	A	0.4	5	6.3	0.05	0.04	0.04	0.05	10
267M 5002 154 □ ¹ □ ²		0.15	B	0.4	5	6.3	0.05	0.04	0.04	0.05	5
267M 5002 224 □ ¹ □ ²		0.22	B	0.4	5	6.3	0.05	0.04	0.04	0.05	5
267M 5002 334 □ ¹ □ ²		0.33	B	0.4	5	6.3	0.05	0.04	0.04	0.05	3
267M 5002 474 □ ¹ □ ² 533		0.47	B	0.4	5	6.3	0.05	0.04	0.04	0.05	3
267M 5002 474 □ ¹ □ ² 720		0.47	C ₃	0.4	5	6.3	0.05	0.04	0.04	0.05	3
267M 5002 684 □ ¹ □ ² 720		0.68	C ₃	0.4	5	6.3	0.05	0.04	0.04	0.05	3
267M 5002 105 □ ¹ □ ² 720		1.0	C ₃	0.4	5	6.3	0.05	0.04	0.04	0.05	3
267M 5002 155 □ ¹ □ ² 734		1.5	C ₃	0.6	8	9.4	0.08	0.06	0.06	0.06	1.2
267M 5002 155 □ ¹ □ ² 720		1.5	D ₃	0.6	8	9.4	0.08	0.06	0.06	0.06	1.5
267M 5002 225 □ ¹ □ ² 720		2.2	D ₃	0.9	11	14	0.08	0.06	0.06	0.06	1.5
267M 5002 335 □ ¹ □ ² 734		3.3	D ₃	1.3	17	21	0.08	0.06	0.06	0.06	1.0

□¹ capacitance tolerance code "K" ($\pm 10\%$) or "M" ($\pm 20\%$)

□² taping code "R" ("N") or "L" ("P")

Pull direction "R" ("N") is standard.

◎ Development





SOLID-ELECTROLYTE TANTALUM CAPACITORS

(TANCHIP® SERIES)

TYPE 267M

Epoxy resin molding chip
Low ESR Series

⚠ CAUTIONS

- This capacitor is polarized, do not apply reverse voltage.
- The sum of peak value of AC and DC voltage should not exceed the rated voltage.
- This catalog is designed for providing general information. Please inquire of our Sales Department to confirm specifications prior to use.

RATINGS AND CATALOG NUMBERS (Low ESR Series)

	Catalog number	cap. (μ F)	case code	Max DC Lct. (μ A)			Max Dissipation factor				Max ESR(Ω) 100kHz	
				25°C	85°C	125°C	-55°C	25°C	85°C	125°C		
Rated voltage 4VDC/Surge voltage 5VDC	267M 4001 335 □ ¹ □ ² 376	3.3	A	0.4	5	6.3	0.08	0.06	0.06	0.06	4.2	
	267M 4001 475 □ ¹ □ ² 378	4.7	A	0.4	5	6.3	0.08	0.06	0.06	0.06	3.8	
	267M 4001 106 □ ¹ □ ² 376	10	B	0.4	5	6.3	0.08	0.06	0.06	0.06	2.2	
	267M 4001 156 □ ¹ □ ² 378	15	B	0.5	6	7.5	0.08	0.06	0.06	0.06	2.2	
	267M 4001 226 □ ¹ □ ² 377	22	C ₃	0.7	9	11	0.08	0.06	0.06	0.06	0.5	
	267M 4001 336 □ ¹ □ ² 377	33	C ₃	1.1	13	17	0.08	0.06	0.06	0.06	0.5	
	267M 4001 476 □ ¹ □ ² 377	47	C ₃	1.5	19	24	0.08	0.06	0.06	0.06	0.45	
	267M 4001 686 □ ¹ □ ² 377	68	D ₃	2.2	27	34	0.08	0.06	0.06	0.06	0.35	
	267M 4001 107 □ ¹ □ ² 377	100	D ₃	3.2	40	50	0.10	0.08	0.08	0.08	0.37	
	267M 4001 157 □ ¹ □ ² 377	150	E	4.8	60	75	0.10	0.08	0.08	0.08	0.25	
	267M 4001 227 □ ¹ □ ² 377	220	E	7.0	88	110	0.10	0.08	0.08	0.08	0.22	
	Rated voltage 6.3VDC/Surge voltage 8VDC	267M 6301 225 □ ¹ □ ² 376	2.2	A	0.4	5	6.3	0.08	0.06	0.06	0.06	4.2
		267M 6301 335 □ ¹ □ ² 378	3.3	A	0.4	5	6.3	0.08	0.06	0.06	0.06	3.8
267M 6301 685 □ ¹ □ ² 376		6.8	B	0.4	5	6.3	0.08	0.06	0.06	0.06	2.2	
267M 6301 106 □ ¹ □ ² 378		10	B	0.5	6	7.9	0.08	0.06	0.06	0.06	2.2	
267M 6301 156 □ ¹ □ ² 377		15	C ₃	0.8	9	12	0.08	0.06	0.06	0.06	0.6	
267M 6301 226 □ ¹ □ ² 377		22	C ₃	1.1	14	17	0.08	0.06	0.06	0.06	0.5	
267M 6301 336 □ ¹ □ ² 377		33	C ₃	1.7	21	26	0.08	0.06	0.06	0.06	0.45	
267M 6301 476 □ ¹ □ ² 377		47	D ₃	2.4	30	37	0.08	0.06	0.06	0.06	0.35	
267M 6301 686 □ ¹ □ ² 377		68	D ₃	3.4	43	54	0.08	0.06	0.06	0.06	0.37	
267M 6301 107 □ ¹ □ ² 377		100	E	5.0	63	79	0.10	0.08	0.08	0.08	0.25	
267M 6301 157 □ ¹ □ ² 377		150	E	7.6	95	118	0.10	0.08	0.08	0.08	0.22	
Rated voltage 10VDC/Surge voltage 13VDC		267M 1002 155 □ ¹ □ ² 376	1.5	A	0.4	5	6.3	0.08	0.06	0.06	0.06	4.2
		267M 1002 225 □ ¹ □ ² 378	2.2	A	0.4	5	6.3	0.08	0.06	0.06	0.06	3.8
	267M 1002 475 □ ¹ □ ² 376	4.7	B	0.4	5	6.3	0.08	0.06	0.06	0.06	2.2	
	267M 1002 685 □ ¹ □ ² 378	6.8	B	0.5	7	8.5	0.08	0.06	0.06	0.06	2.2	
	267M 1002 106 □ ¹ □ ² 377	10	C ₃	0.8	10	13	0.08	0.06	0.06	0.06	0.6	
	267M 1002 156 □ ¹ □ ² 377	15	C ₃	1.2	15	19	0.08	0.06	0.06	0.06	0.6	
	267M 1002 226 □ ¹ □ ² 377	22	C ₃	1.8	22	28	0.08	0.06	0.06	0.06	0.45	
	267M 1002 336 □ ¹ □ ² 377	33	D ₃	2.6	33	41	0.08	0.06	0.06	0.06	0.35	
	267M 1002 476 □ ¹ □ ² 377	47	D ₃	3.8	47	59	0.08	0.06	0.06	0.06	0.37	
	267M 1002 686 □ ¹ □ ² 377	68	E	5.4	68	85	0.08	0.06	0.06	0.06	0.25	
	267M 1002 107 □ ¹ □ ² 377	100	E	8.0	100	125	0.10	0.08	0.08	0.08	0.22	

□¹ capacitance tolerance code "K" ($\pm 10\%$) or "M" ($\pm 20\%$)

□² taping code "R" ("N") or "L" ("P")

Pull direction "R" ("N") is standard.





SOLID-ELECTROLYTE TANTALUM CAPACITORS

(TANCHIP® SERIES)

TYPE 267M

Epoxy resin molding chip
Low ESR Series

RATINGS AND CATALOG NUMBERS (Low ESR Series)

	Catalog number	cap. (μ F)	case code	Max DC Lct. (μ A)			Max Dissipation factor				Max ESR(Ω) 100kHz
				25°C	85°C	125°C	-55°C	25°C	85°C	125°C	
Rated voltage 16VDC/Surge voltage 20VDC	267M 1602 105 □ ¹ □ ² 376	1.0	A	0.4	5	6.3	0.05	0.04	0.04	0.05	4.4
	267M 1602 155 □ ¹ □ ² 378	1.5	A	0.4	5	6.3	0.08	0.06	0.06	0.06	3.9
	267M 1602 335 □ ¹ □ ² 376	3.3	B	0.4	5	6.6	0.08	0.06	0.06	0.06	2.2
	267M 1602 475 □ ¹ □ ² 378	4.7	B	0.6	8	9.4	0.08	0.06	0.06	0.06	2.2
	267M 1602 685 □ ¹ □ ² 377	6.8	C ₃	0.9	11	14	0.08	0.06	0.06	0.06	0.6
	267M 1602 106 □ ¹ □ ² 377	10	C ₃	1.3	16	20	0.08	0.06	0.06	0.06	0.62
	267M 1602 156 □ ¹ □ ² 377	15	C ₃	1.9	24	30	0.08	0.06	0.06	0.06	0.47
	267M 1602 226 □ ¹ □ ² 377	22	D ₃	2.8	35	44	0.08	0.06	0.06	0.06	0.37
	267M 1602 336 □ ¹ □ ² 377	33	D ₃	4.2	53	66	0.08	0.06	0.06	0.06	0.37
	267M 1602 476 □ ¹ □ ² 377	47	E	6.0	75	94	0.08	0.06	0.06	0.06	0.25
	267M 1602 686 □ ¹ □ ² 377	68	E	8.7	109	136	0.08	0.06	0.06	0.08	0.22
	Rated voltage 20VDC/Surge voltage 26VDC	267M 2002 684 □ ¹ □ ² 376	0.68	A	0.4	5	6.3	0.05	0.04	0.04	0.05
267M 2002 105 □ ¹ □ ² 378		1.0	A	0.4	5	6.3	0.05	0.04	0.04	0.05	3.9
267M 2002 225 □ ¹ □ ² 376		2.2	B	0.4	5	6.3	0.08	0.06	0.06	0.06	2.2
267M 2002 335 □ ¹ □ ² 378		3.3	B	0.5	7	8.3	0.08	0.06	0.06	0.06	2.2
267M 2002 475 □ ¹ □ ² 377		4.7	C ₃	0.8	9	12	0.08	0.06	0.06	0.06	0.6
267M 2002 685 □ ¹ □ ² 377		6.8	C ₃	1.1	14	17	0.08	0.06	0.06	0.06	0.62
267M 2002 106 □ ¹ □ ² 377		10	C ₃	1.6	20	25	0.08	0.06	0.06	0.06	0.47
267M 2002 156 □ ¹ □ ² 377		15	D ₃	2.4	30	38	0.08	0.06	0.06	0.06	0.37
267M 2002 226 □ ¹ □ ² 377		22	D ₃	3.5	44	55	0.08	0.06	0.06	0.06	0.37
267M 2002 336 □ ¹ □ ² 377		33	E	5.3	66	83	0.08	0.06	0.06	0.06	0.25
267M 2002 476 □ ¹ □ ² 377		47	E	7.5	94	118	0.08	0.06	0.06	0.08	0.22
Rated voltage 25VDC/Surge voltage 32VDC		267M 2502 474 □ ¹ □ ² 376	0.47	A	0.4	5	6.3	0.05	0.04	0.04	0.05
	267M 2502 684 □ ¹ □ ² 378	0.68	A	0.4	5	6.3	0.05	0.04	0.04	0.05	4.4
	267M 2502 155 □ ¹ □ ² 376	1.5	B	0.4	5	6.3	0.08	0.06	0.06	0.06	2.2
	267M 2502 225 □ ¹ □ ² 378	2.2	B	0.4	6	6.9	0.08	0.06	0.06	0.06	2.2
	267M 2502 335 □ ¹ □ ² 377	3.3	C ₃	0.7	8	10	0.08	0.06	0.06	0.06	0.68
	267M 2502 475 □ ¹ □ ² 377	4.7	C ₃	0.9	12	15	0.08	0.06	0.06	0.06	0.68
	267M 2502 685 □ ¹ □ ² 379	6.8	C ₃	1.4	17	21	0.08	0.06	0.06	0.06	0.82
	267M 2502 106 □ ¹ □ ² 377	10	D ₃	2.0	25	31	0.08	0.06	0.06	0.06	0.44
	267M 2502 156 □ ¹ □ ² 379	15	D ₃	3.0	38	47	0.08	0.06	0.06	0.06	0.68
	267M 2502 226 □ ¹ □ ² 377	22	E	4.4	55	69	0.08	0.06	0.06	0.06	0.26

□¹ capacitance tolerance code "K" ($\pm 10\%$) or "M" ($\pm 20\%$)

□² taping code "R" ("N") or "L" ("P")

Pull direction "R" ("N") is standard.





SOLID-ELECTROLYTE TANTALUM CAPACITORS

(TANCHIP® SERIES)

TYPE 267M

Epoxy resin molding chip
Low ESR Series

RATINGS AND CATALOG NUMBERS (Low ESR Series)

Rated voltage 35VDC/Surge voltage 44VDC	Catalog number	cap. (μ F)	case code	Max DC Lct. (μ A)			Max Dissipation factor				Max ESR(Ω) 100kHz
				25°C	85°C	125°C	-55°C	25°C	85°C	125°C	
	267M 3502 104 □ ¹ □ ² 376	0.1	A	0.4	5	6.3	0.05	0.04	0.04	0.05	6.7
	267M 3502 154 □ ¹ □ ² 376	0.15	A	0.4	5	6.3	0.05	0.04	0.04	0.05	5.7
	267M 3502 224 □ ¹ □ ² 376	0.22	A	0.4	5	6.3	0.05	0.04	0.04	0.05	5.7
	267M 3502 334 □ ¹ □ ² 376	0.33	A	0.4	5	6.3	0.05	0.04	0.04	0.05	4.9
	267M 3502 474 □ ¹ □ ² 378	0.47	A	0.4	5	6.3	0.05	0.04	0.04	0.05	4.4
	267M 3502 474 □ ¹ □ ² 376	0.47	B	0.4	5	6.3	0.05	0.04	0.04	0.05	2.2
	267M 3502 684 □ ¹ □ ² 376	0.68	B	0.4	5	6.3	0.05	0.04	0.04	0.05	2.2
	267M 3502 105 □ ¹ □ ² 376	1.0	B	0.4	5	6.3	0.05	0.04	0.04	0.05	2.2
	267M 3502 155 □ ¹ □ ² 378	1.5	B	0.4	5	6.6	0.08	0.06	0.06	0.06	2.2
	267M 3502 155 □ ¹ □ ² 377	1.5	C ₃	0.4	5	6.6	0.08	0.06	0.06	0.06	0.83
	267M 3502 225 □ ¹ □ ² 377	2.2	C ₃	0.6	8	9.6	0.08	0.06	0.06	0.06	0.68
	267M 3502 335 □ ¹ □ ² 379	3.3	C ₃	0.9	12	14	0.08	0.06	0.06	0.06	0.68
	267M 3502 335 □ ¹ □ ² 377	3.3	D ₃	0.9	12	14	0.08	0.06	0.06	0.06	0.58
	267M 3502 475 □ ¹ □ ² 379	4.7	C ₃	1.3	16	21	0.08	0.06	0.06	0.06	0.82
	267M 3502 475 □ ¹ □ ² 377	4.7	D ₃	1.3	16	21	0.08	0.06	0.06	0.06	0.58
	267M 3502 685 □ ¹ □ ² 377	6.8	D ₃	1.9	24	30	0.08	0.06	0.06	0.06	0.44
	267M 3502 106 □ ¹ □ ² 379	10	D ₃	2.8	35	44	0.08	0.06	0.06	0.06	0.68
	267M 3502 106 □ ¹ □ ² 377	10	E	2.8	35	44	0.08	0.06	0.06	0.06	0.32
	267M 3502 156 □ ¹ □ ² 377	15	E	4.2	55	66	0.08	0.06	0.06	0.06	0.26

□¹ capacitance tolerance code "K" (\pm 10%) or "M" (\pm 20%)

□² taping code "R" ("N") or "L" ("P")

Pull direction "R" ("N") is standard.

