

REVISIONS			
NO.	DATE	BY	DESCRIPTION
1	07/06/18	A.C.H	NEW RELEASE

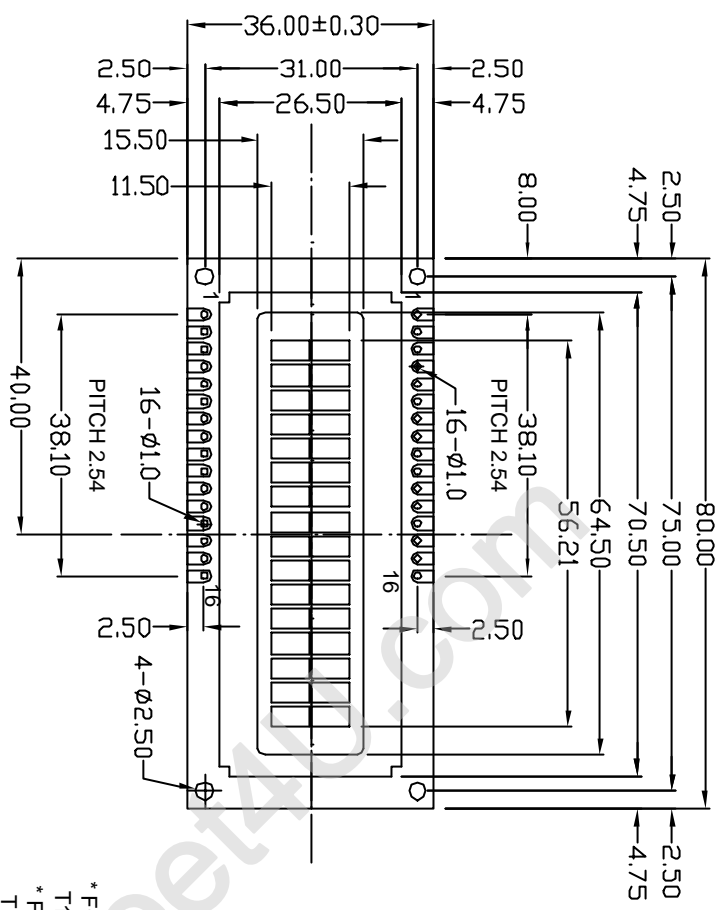
PINS ASSIGNMENT			
NO.	SYMBOL	DESCRIPTION	
1	VSS	POWER SUPPLY	
2	VDD	POWER SUPPLY	
3	V0	OPERATING VOLTAGE FOR LCD	
4	RS	DATA/INSTRUCTION SELECT	
5	R/W	READ/WRITE CONTROL	
6	E	ENABLE SIGNAL	
7-14	DB0-DB7	DATA BUS	
15	LED +	POWER SUPPLY FOR LED BACKLIGHT (+)	
16	LED -	POWER SUPPLY FOR LED BACKLIGHT (-)	

ABSOLUTE MAXIMUM RATING			
ITEM	SYMBOL	MIN	MAX
POWER SUPPLY(LOGIC)	VDD-VSS	-0.3	7.0
POWER SUPPLY(LCD DRV)	VDD-V0	-0.3	13.5
INPUT VOLTAGE	VI	-0.3	VDD

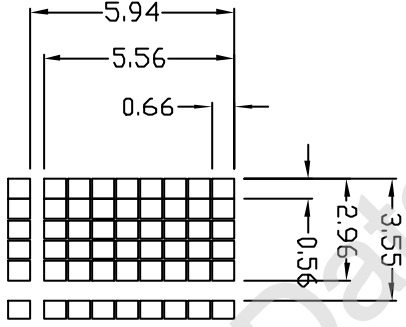
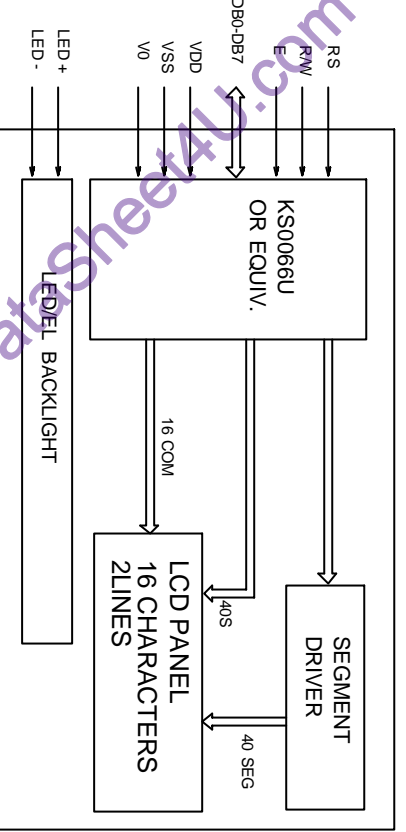
ELECTRICAL CHARACTERISTICS (VDD=5.0±0.25V, 25°C)					
ITEM	SYMBOL	MIN	TYP	MAX	UNIT
VOLTAGE FOR LOGIC	VDD-VSS	4.75	5.0	5.25	V
SUPPLY CURRENT	IDD	-	1.3	2.2	mA
VOLTAGE FOR LCD	VDD-V0	4.7	4.9	5.1	V
INPUT VOLTAGE					
	H	V _{IH}	2.2	-	VDD
	L	V _{IL}	-0.3	-	0.6
OUTPUT VOLTAGE					
	H	V _{OH}	2.4	-	V
	L	V _{OL}	-	0.4	V

MECHANICAL SPECIFICATIONS		
ITEM	SPECIFICATION	UNIT
OVERALL SIZE	80.0W x 36.0H x 14.0T(T0.0T)	MM
VIEWING AREA	64.5W x 15.5H	MM
CHARACTERS	16 CHARACTERS X 2 LINES	
CHARACTER SIZE	2.96W x 5.56H	MM
CHARACTER PITCH	3.55W x 5.94H	MM

OPTIONS	
1. LCD TYPE:	Y/G STN. GRAY STN. TN
2. BACKLIGHT:	WITHOUT BACKLIGHT, LED, EL
3. COLOR OF BACKLIGHT:	Y/G: BLUE, WHITE
4. TEMPERATURE RANGE:	NORMAL(0--50C) EXTENDED(-20--70C)
5. POWER SUPPLY:	5.0V, 3.0V
6. VIEWING ANGLE:	6H: 12H
7. CHARACTER TABLE:	JAPANESE, EUROPEAN, CYRILLIC



* FOR LED BACKLIGHT
 T1=14.0MAX T2=9.0±0.3
 * FOR EL OR NO BACKLIGHT
 T1=10.0MAX T2=5.0±0.3



NT-C1627A

16 CHARACTERS X 2 LINES



ALL DIMENSIONS ARE IN MM. TOLERANCE IS +/-0.2 UNLESS OTHERWISE NOTED.

