


NUMERIC DISPLAYS

SMALL AND MEDIUM SIZE DISPLAYS (Viewing area smaller than 2 inches square)



SMALL AND MEDIUM SIZE EXCELIX® LCDS WITH VIEWING AREA LESS THAN 2 INCHES SQUARE


Excelix® LCD MODEL #	Digit Height (inches) D	Display Format		Mux. Level	Connector Type	Glass Size (inches) A x B or B'	Pin Line Distance (inches) d	Viewing Area (min.) (inches) X x Y	Frame Width (max.) Z	Ledge Width (inch.) L	Overall Display Thickness t
		No. of Digits	Font								
1400	0.40	1 dgt.	no deci. pt.	1	DIL pins	0.600 x 1.200"	1.28"	0.40 x 0.70"	0.1"	(0.15")	0.11"
3250	0.255	3-1/2	12 hr clock	1	DIL zebra	0.808 x 0.509	N/A	0.72 x 0.35	0.04	0.04	0.071
3251	0.22	3-1/2	1 deci. pt.	1	DIL pins	1.200 x 0.600	0.68	1.00 x 0.30	0.05	(0.10)	0.11
3252	0.20	3-1/2	12 hr clock	2	SIL zebra	0.808 x 0.520	N/A	0.72 x 0.36	0.04	0.04	0.071
3313	0.30	3 dgts.	5 pointers	3	DIL pins	1.200 x 1.000	1.08	1.00 x 0.60	0.1	(0.10)	0.11
3350	0.35	3 dgts.	3 deci. pts.	1	DIL pins	1.300 x 0.950	1.03	1.10 x 0.45	0.1	(0.15)	0.11
3450	0.40	3-1/2	12 hr clock	2	SIL zebra	1.960 x 0.950	N/A	1.76 x 0.64	0.1	0.055	0.11
3452	0.531	3-1/2	AM, PM, 12 hr	1	DIL pins	1.960 x 1.079	1.16	1.76 x 0.70	0.1	(0.09)	0.11
3551	0.50	3-1/2	arrow, +/-	1	DIL pins	2.000 x 1.200	1.28	1.80 x 0.70	0.1	(0.15)	0.11
3555AW	0.50	3-1/2	LOBAT, +/-	1	DIL pins	2.000 x 1.200	1.28	1.80 x 0.70	0.1	(0.15)	0.11
4200	0.16	4 dgts.	24 hr clock	1	DIL zebra	0.690 x 0.454	N/A	0.59 x 0.254	0.05	0.05	0.071
4320	0.35	4 dgts.	deci. pts.:	1	DIL pins	2.000 x 0.900	0.98	1.80 x 0.50	0.1	(0.10)	0.11
4400	0.40	4 dgts.	24 hr, AM, PM S, Bell	1	DIL pins	1.960 x 0.950	1.03	1.76 x 0.55	0.1	(0.10)	0.11
4451	0.40	4-1/2	arrow, +/-	1	DIL pins	2.000 x 1.200	1.28	1.80 x 0.70	0.1	(0.15)	0.11
4500	0.50	4 dgts.	deci. pts.:	1	DIL pins	2.000 x 1.200	1.28	1.80 x 0.70	0.1	(0.15)	0.11
4500M3	0.50	4 dgts.	deci. pts.	3	DIL pins	2.000 x 1.200	1.28	1.80 x 0.70	0.1	(0.15)	0.11
8200E	0.284	8 dgts.	Calculator	3	SIL zebra	1.575 x 0.567	N/A	1.38 x 0.30	0.08	0.11	0.11

NOTE: *Standard DIL (Dual In Line) and SIL (Single In Line) Pins are on 0.1" centers. Standard pin length available from 0.2" to 0.4". Elastomeric Connectors (zebra strips) are furnished by customer. PLEASE CALL OUR SALES DEPARTMENT FOR DISPLAYS NOT ILLUSTRATED ABOVE.


NUMERIC DISPLAYS

LARGE SIZE DISPLAYS (Viewing area larger than 2 inches square)

3751



31030




31051




4700



4851A




41000




41051




5700



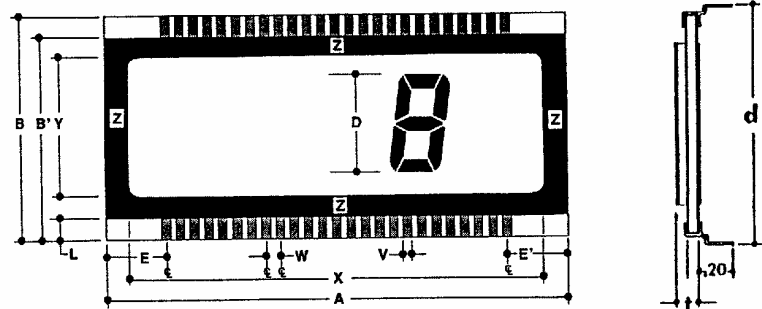
5701



6500



6700



LARGE SIZE EXCELIX® LCDS WITH VIEWING AREA LARGER THAN 2 INCHES SQUARE

Excelix® LCD MODEL #	Digit Height (inches) D	Display Format		Mux. Level	Connector Type	Glass Size (inches) A x B or B'	Pin Line Distance (inches) d	Viewing Area (min.) (inches) X x Y	Frame Width (max.) Z	Ledge Width (inch.) L	Overall Display Thickness t
		No. of Digits	Font								
3751	0.70	3-1/2	arrow,+--	1	DIL pins	2.750 x 1.500	1.58	2.55 x 1.00	0.10	0.15	0.11"
31030	1.000	3 dgts.	no deci. pt.	1	DIL pins	3.695 x 1.800	1.88	3.495 x 1.30	0.10	0.15	0.11
31051	1.000	3-1/2	arrow,+--	1	DIL pins	3.695 x 1.800	1.88	3.495 x 1.30	0.10	0.15	0.11
4700	0.700	4 dgts.	Colon(:)	1	DIL pins	2.750 x 1.500	1.58	2.55 x 1.00	0.10	0.15	0.11
4851A	0.750	4-1/2	arrow,+--	1	DIL pins	3.000 x 1.550	1.63	2.80 x 1.00	0.10	0.175	0.11
41000	1.000	4 dgts.	colon	1	DIL pins	3.695 x 1.800	1.88	3.495 x 1.30	0.10	0.15	0.11
41051	1.000	4-1/2	arrow,+,-	1	DIL pins	4.000 x 1.800	1.88	3.80 x 1.30	0.10	0.15	0.11
5700	0.700	5 dgts.	1 colon	1	DIL pins	3.200 x 1.500	1.58	3.00 x 1.00	0.10	0.15	0.11
5701	0.700	5 dgts.	1 deci. pt.	1	DIL pins	3.200 x 1.500	1.58	3.00 x 1.00	0.10	0.15	0.11
6500	0.500	6 dgts.	2 colons	1	DIL pins	2.750 x 1.200	1.28	2.55 x 0.70	0.10	0.15	0.11
6501W	0.500	6 dgts.	arrow,+--	1	DIL pins	3.00 x 1.225	1.30	2.80 x 0.70	0.10	0.162	0.11
6700	0.700	6 dgts.	2 colons	1	DIL pins	3.695 x 1.500	1.58	3.495 x 1.00	0.10	0.15	0.11
8313M3	0.350	8 dgts.	8 deci. pts.	3	DIL pins	2.75 x 0.90	0.98	2.55 x 0.50	0.10	0.10	0.11
8500	0.500	8 dgts.	3 colons	1	DIL pins	3.695 x 1.200	1.28	3.495 x 0.70	0.10	0.15	0.11

NOTE: *Standard DIL (Dual In Line) and SIL (Single In Line) Pins are on 0.1" centers. Standard pin length available from 0.2" to 0.4". Elastomeric Connectors (zebra strips) are furnished by customer. PLEASE CALL OUR SALES DEPARTMENT FOR DISPLAYS NOT ILLUSTRATED ABOVE.

MISCELLANEOUS DISPLAYS


ALPHANUMERIC DISPLAYS

Excelix® LCD Model #	Character Height (inches)	Display Format	Connector	Glass Size (inches)
4540	0.500	4 characters, direct	D.I.L.	3.500 x 1.150
8540		8 characters, triplex	D.I.L.	3.700 x 1.200
12540		12 characters, triplex	D.I.L.	5.750 x 1.200
16540		16 characters, triplex	D.I.L.	7.250 x 1.200
11040		1 character, direct	S.I.L.	1.000 x 1.750

LIGHT VALVES

Excelix® LCD Model #	Window Size (inches)	Display Format	Connector	Glass Size (inches)
LV001	0.375 x 0.375	1 square, direct	D.I.L.	0.500 x 0.700
LV002	1.800 x 0.700	2 triangles, direct	D.I.L.	2.000 x 1.100
LV003	1.800 x 0.700	1 rectangle, direct	D.I.L.	2.000 x 1.100
LV00S	0.800 x 0.800	1 square, direct	S.I.L.	1.000 x 1.100
LV004	2.000 x 2.000	1 square, direct	S.I.L.	2.200 x 2.400


8540




BAR GRAPH DISPLAYS

Excelix® LCD Model #	Bar Height (inches)	Display Format	Connector	Glass Size (inches)
0520	0.156	32 bars x 2 lines, direct	Elastomeric	2.750 x 1.200
0620	0.230	9 bars x 2 lines, direct	D.I.L.	1.900 x 1.100
0320	0.300	9 bars x 2 lines, direct	D.I.L.	3.100 x 1.300
01420	1.400	20 bars x 1 line, direct	S.I.L.	5.300 x 1.900


12540



0620



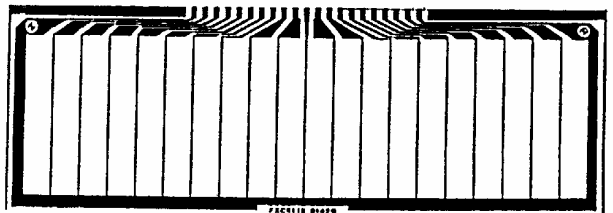
M 60 x 32 DOT MATRIX DISPLAY



11040



01420



DIRECT DRIVE LCD PERFORMANCE SPECIFICATIONS

PARAMETER	UNITS	MIN.	TYP.	MAX.
Operating Voltage	V	3	5	10
Operating Frequency	Hz	30	60	120
Current*	μA		3	10
Capacitance*	pf		3,000	
DC Resistance*	MΩ	20		
Allowable DC Offset	mV			50
Response Times (25°C)				
Rise to 90% ON	ms		30	50
Decay to 10% OFF	ms		50	100
Contrast Ratio			20:1	
Viewing Angle (at 5V)			±75°	
Operating Temp. Range	°C	-30		85
Storage Temp. Range	°C	-30		85
Estimated Life	hrs.		50,000	

*All Segments ON.
Specifications are for 3 1/2 digit 0.5" DH LCDs.

ORDERING INFORMATION

