


SMT05E Series

12 Vin single output

Total Power: 16.5W
Input Voltage: 10 - 14 Vdc
of Outputs: Single



Special Features

- 5 A Current rating
- Input voltage range: 10 Vdc to 14 Vdc
- Output voltage range: 0.8 Vdc to 3.63 Vdc
- Ultra high efficiency: 91% @ 12 Vin and 3.3 Vout
- Extremely low internal power dissipation
- Minimal thermal design concerns
- Designed in reliability: MTBF of 6,920,000 hours per Telcordia SR-332
- Ideal solution where board space is at a premium or tighter card pitch is required
- Industry standard surface-mount footprint
- Available RoHS compliant
- 2 year warranty

Safety

UL/cUL CAN/CSA 22.2 No.
E174104
UL 60950 File No. E174104

TÜV Product Service (EN60950)
Certificate No. B 03 10 38572

CB report and certificate to
DE3-51686M1

The SMT05E series are non-isolated dc-dc converters packaged in a surface-mount footprint giving designers a cost effective solution for conversion from a 12 V source. The SMT05E has a wide input range (10 Vdc to 14 Vdc) and offers a wide 0.8 Vdc to 3.63 Vdc output voltage range with a 5A load, which allows for maximum design flexibility and a pathway for future upgrades. The SMT05E is designed for applications that include distributed power, workstations, optical network and wireless applications. Implemented using state of the art surface-mount technology and automated manufacturing techniques, the SMT05E offers compact size and efficiencies of up to 91%.



Specifications

All specifications are typical at nominal input, full load at 25°C unless otherwise stated.

OUTPUT SPECIFICATIONS

Voltage adjustability	0.8-3.63 Vdc	
Setpoint accuracy	±0.4% typ.	
Line regulation	±0.2% typ.	
Load regulation	±1.0% typ.	
Total error band	±3.0% typ.	
Minimum load	0 A	
Overshoot/undershoot	None	
Ripple and noise	5 Hz to 20 MHz	60 mV pk-pk 25 mV rms
Temperature co-efficient	±0.01%/°C	
Transient response	50 mV max. deviation 50 µs recovery to within ±1.0%	

INPUT SPECIFICATIONS

Input voltage range	10-14 Vdc	
Input current	No load (max.)	100 mA
Input current (max.)	1.85 A max. @ Io max. and Vout = 3.3 V	
Input reflected ripple	30 mA rms	
Remote ON/OFF	(See Note 1)	
Start-up time	20 ms	

EMC CHARACTERISTICS

Electrostatic discharge	EN61000-4-2, IEC801-2	
Conducted immunity	EN61000-4-6	
Radiated immunity	EN61000-4-3	

GENERAL SPECIFICATIONS

Efficiency	91%	
Insulation voltage	Non-isolated	
Switching frequency	Fixed	330 kHz typ.
Approvals and standards	EN60950 UL/cUL60950	
Material flammability	UL94V-0	
Dimensions	(LxWxH)	20.32 x 11.43 x 5.97 mm 0.800 x 0.450 x 0.235 inches
Weight	3 g (0.11 oz)	
Coplanarity	100 µm	
MTBF	Telcordia SR-332	6,920,000 hours

ENVIRONMENTAL SPECIFICATIONS

Thermal performance (See Note 2)	Operating ambient, temperature	-40 °C to +100 °C
	Non-operating	-40 °C to +125 °C

PROTECTION

Short-circuit	Continuous
Thermal	Automatic recovery

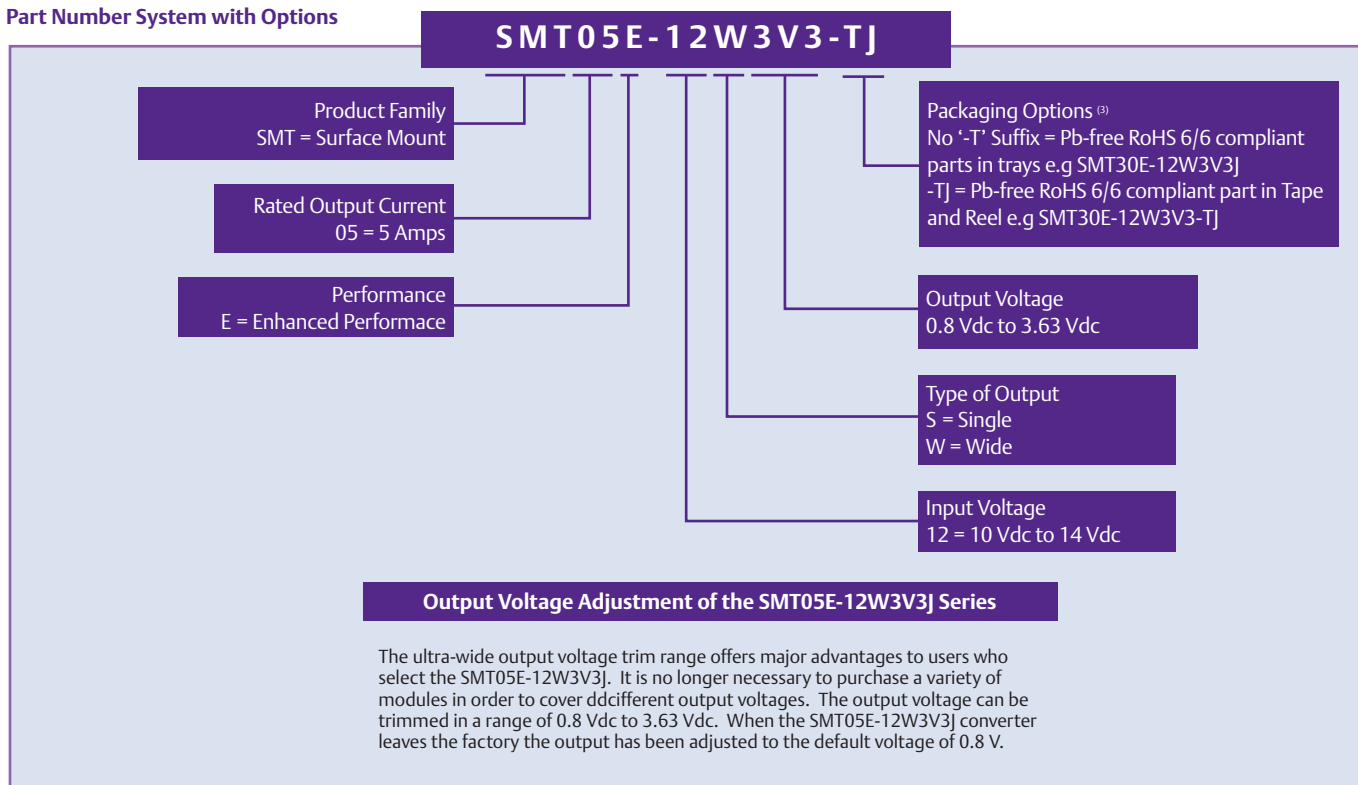
Specifications

Rev.06.26.07
smt05e_12
3 of 4

All specifications are typical at nominal input, full load at 25°C unless otherwise stated.

OUTPUT POWER (MAX.)	INPUT VOLTAGE	OUTPUT VOLTAGE	OUTPUT CURRENT (MIN.)	OUTPUT CURRENT (MAX.)	EFFICIENCY (TYP.)	REGULATION		MODEL NUMBER ^(3,4)
						LINE	LOAD	
16.5 W	10-14 Vdc	0.8-3.63 Vdc	0 A	5 A	91%	±0.2%	±1.0%	SMT05E-12W3V3J

Part Number System with Options



Notes

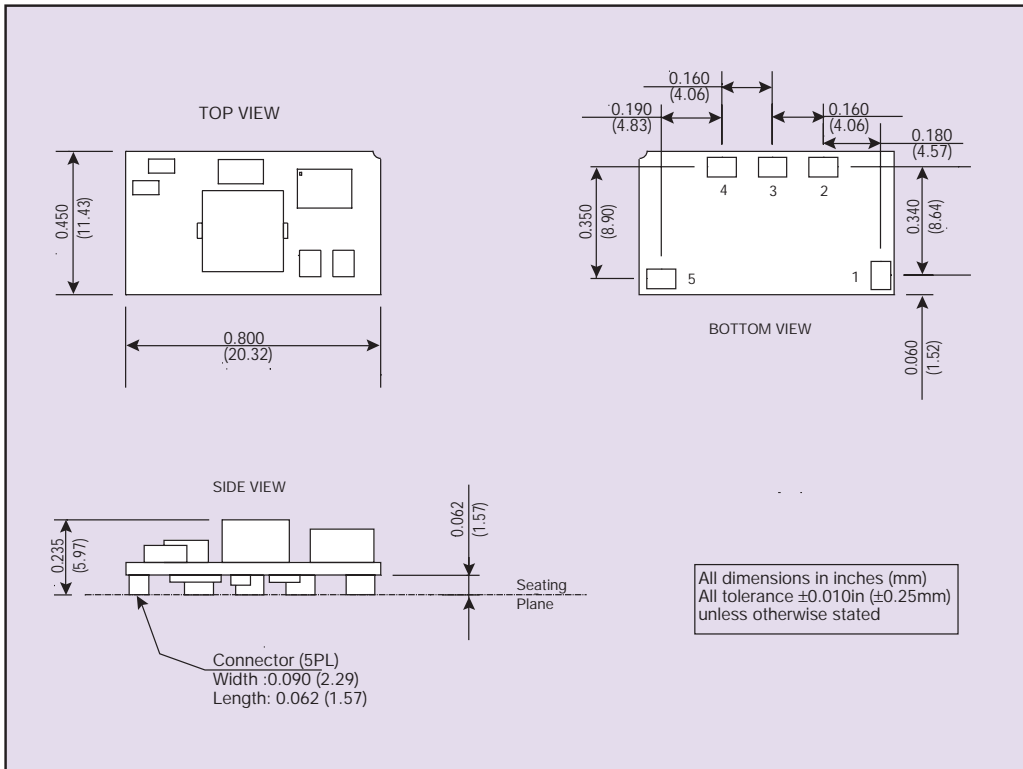
1 The SMT05E features an 'Positive Logic' Remote ON/OFF operation. If not using the Remote ON/OFF pin, leave the pin open (the converter will be on). The Remote ON/OFF pin is referenced to ground.

The following conditions apply for the SMT05E:

Configuration	Converter Operation
Remote pin open circuit	Unit is ON
Remote pin pulled low [Von/off <0.8 V]	Unit is OFF
Remote pin pulled high [Von/off >1.6 V]	Unit is ON

An 'Negative Logic' Remote ON/OFF version is also possible with this converter. To order please place the suffix '-R' at the end of the model number, e.g. SMT05E-12W3V3-RJ.

- Full derating curves available in both the Longform Datasheet and Application Note.
- TSE RoHS 5/6 (non Pb-free) compliant versions may be available on special request, please contact your local sales representative for details.
- NOTICE: Some models do not support all options. Please contact your local Artesyn representative or use the on-line model number search tool at <http://www.artesyn.com/powergroup/products.htm> to find a suitable alternative.



PIN CONNECTIONS	
PIN NUMBER	FUNCTION
1	Remote ON/OFF
2	Vout
3	Trim
4	Ground
5	Vin

Americas

5810 Van Allen Way
 Carlsbad, CA 92008
 USA
 Telephone: +1 760 930 4600
 Facsimile: +1 760 930 0698

Europe (UK)

Waterfront Business Park
 Merry Hill, Dudley
 West Midlands, DY5 1LX
 United Kingdom
 Telephone: +44 (0) 1384 842 211
 Facsimile: +44 (0) 1384 843 355

Asia (HK)

16th - 17th Floors, Lu Plaza
 2 Wing Yip Street, Kwun Tong
 Kowloon, Hong Kong
 Telephone: +852 2176 3333
 Facsimile: +852 2176 3888

For global contact, visit:

www.powerconversion.com
technicalsupport@powerconversion.com

While every precaution has been taken to ensure accuracy and completeness in this literature, Emerson Network Power assumes no responsibility, and disclaims all liability for damages resulting from use of this information or for any errors or omissions.

Emerson Network Power.

The global leader in enabling business-critical continuity.

- AC Power
- Connectivity
- DC Power
- **Embedded Power**
- Inbound Power
- Integrated Cabinet Solutions
- Outside Plant
- Precision Cooling
- Site Monitoring and Services

EmersonNetworkPower.com

Emerson Network Power and the Emerson Network Power logo are trademarks and service marks of Emerson Electric Co.
 ©2007 Emerson Electric Co.