

FORMOSA

ZS100L THRU ZS330L

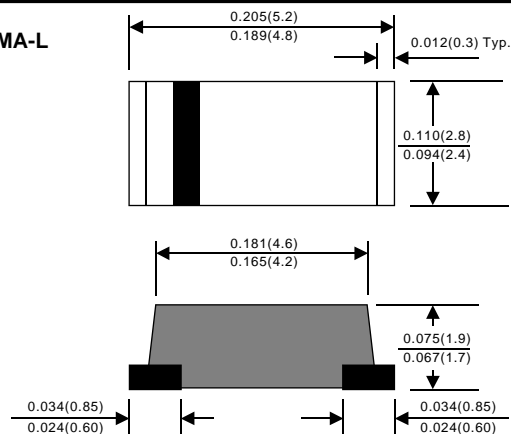
1WATT SURFACE MOUNT ZENER DIODE

FEATURES

- PLASTIC PACKAGE HAS UNDERWRITERS LABORATORY FLAMMABILITY CLASSIFICATION 94V-0
- LOW ZENER IMPEDANCE
- EXCELLENT CLAMPING CAPABILITY
- LOW PROFILE PACKAGE

MECHANICAL DATA

- CASE : MOLDED PLASTIC
- TERMINALS : SOLDER PLATED
- POLARITY : INDICATED BY CATHODE BAND
- WEIGHT : 0.10 GRAMS

SMA-L

Dimensions in inches and (millimeters)

MAXIMUM RATINGS AND ELECTRICAL CHARACTERISTICS

RATINGS AT 25°C AMBIENT TEMPERATURE UNLESS OTHERWISE SPECIFIED

STORAGE AND OPERATING TEMPERATURE RANGE -55°C TO +150°C

ELECTRICAL CHARACTERISTICS (TA=25°C UNLESS OTHERWISE NOTED) VF=1.2V MAX, IF = 200mA FOR ALL TYPES

TYPE	ZENER BREAKDOWN VOLTAGE	DYNAMIC IMPEDANCES @ 25°C TA				MAXIMUM REVERSE CURRENT @ MEASUREMENT VOLTAGE AND 25°C TA		MAXIMUM FORWARD VOLTAGE @25°C TA @IF=1.0A
	V _Z V	I _{ZT} mA	Z _{ZT} ohms	I _{ZK} mA	Z _{ZK} ohms	V _R V	I _R μA	V _F V
ZS100L	110	5	750	0.25	5000	80	0.5	1.0
ZS115L	115	5	750	0.25	5000	85	0.5	1.0
ZS120L	120	5	850	0.25	5000	90	0.5	1.0
ZS130L	130	5	1000	0.25	5000	95	0.5	1.0
ZS140L	140	5	1200	0.25	5000	105	0.5	1.0
ZS150L	150	5	1300	0.25	5000	110	0.5	1.0
ZS160L	160	5	1500	0.25	5000	120	0.5	1.0
ZS170L	170	5	2200	0.25	5000	130	0.5	1.0
ZS180L	180	5	2200	0.25	5000	140	0.5	1.0
ZS190L	190	5	2500	0.25	5000	150	0.5	1.0
ZS200L	200	5	2500	0.25	8000	165	0.5	1.0
ZS210L	210	5	5000	0.25	9000	165	0.5	1.0
ZS220L	220	5	5000	0.25	9000	170	0.5	1.0
ZS230L	230	5	5000	0.25	9000	175	0.5	1.0
ZS240L	240	5	5000	0.25	9000	180	0.5	1.0
ZS250L	250	5	5000	0.25	9000	190	0.5	1.0
ZS260L	260	5	5000	0.25	9000	195	0.5	1.0
ZS270L	270	5	5000	0.25	9000	200	0.5	1.0
ZS280L	280	5	5000	0.25	9000	210	0.5	1.0
ZS290L	290	5	5000	0.25	9000	215	0.5	1.0
ZS300L	300	5	5000	0.25	9000	220	0.5	1.0
ZS310L	310	5	5000	0.25	9500	225	0.5	1.0
ZS320L	320	5	5000	0.25	9500	233	0.5	1.0
ZS330L	330	5	5000	0.25	9500	240	0.5	1.0

NOTE : STANDARD ± 20% , SUFFIX "A" ± 10%,SUFFIX "B" ± 5%

RATING AND CHARACTERISTIC CURVES ZS100L THRU ZS300L

FIG. 1 - MAXIMUM CONTINUOUS POWER DISSIPATION

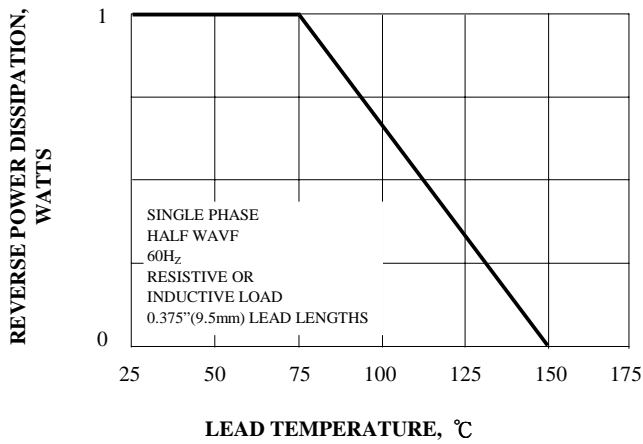


FIG. 2 - ZENER VOLTAGE VERSUS ZENER CURRENT

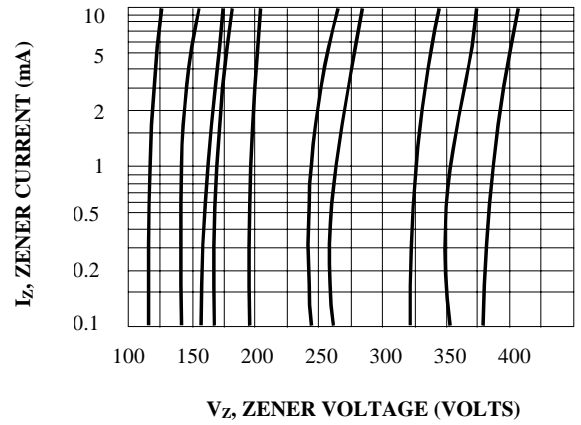


FIG. 3 - TYPICAL INSTANTANEOUS FORWARD CHARACTERISTICS

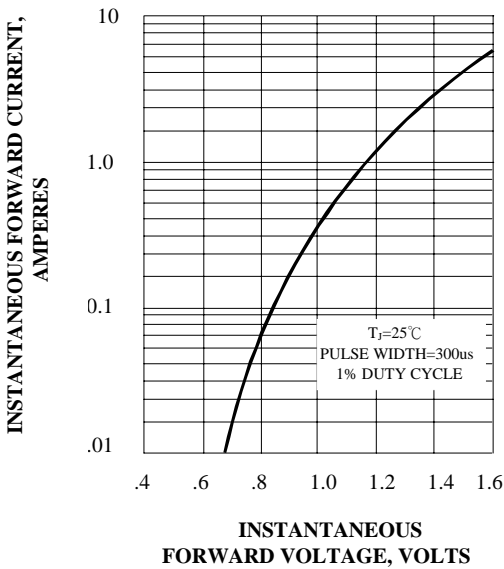


FIG. 4 - TYPICAL REVERSE CHARACTERISTICS

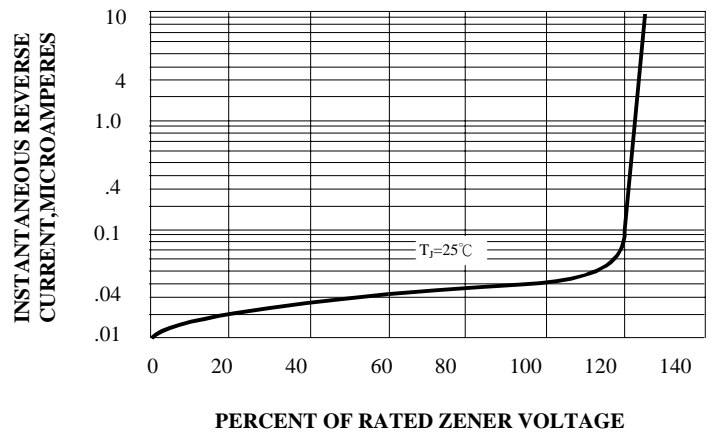


FIG. 5 - TYPICAL TEMPERATURE COEFFICIENTS

