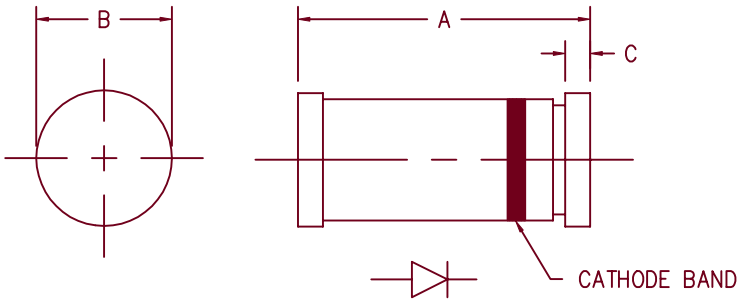


1 Amp Schottky Rectifier 5817SM, 5818SM, 5819SM



Dim.	Inches		Millimeter		Notes
	Minimum	Maximum	Minimum	Maximum	
A	.189	.205	4.80	5.20	
B	.094	.105	2.39	2.66	Dia.
C	.016	.022	.41	.55	

GLASS HERMETIC D0213AB

Microsemi Catalog Number	Working Peak Reverse Voltage	Repetitive Peak Reverse Voltage
5817SM	20V	20V
5818SM	30V	30V
5819SM	40V	40V

- Schottky Barrier Rectifier
- Guard Ring Protection
- Low Forward Voltage
- High Reliability
- High Current Capability

Electrical Characteristics

		5817SM	5818SM	5819SM	
Average forward current	I _{F(AV)}	1A	1A	1A	Square wave, R _{θJEC} = 45 C/W 8.3ms, half sine, T _J = 150°C I _{FM} = 0.1A: T _J = 25°C * I _{FM} = 1.0A: T _J = 25°C * I _{FM} = 3.0A: T _J = 25°C * V _{RRM} , T _J = 25°C V _R = 5.0V, T _J = 25°C
End Cap Temperature		130°C	125°C	125°C	
Maximum surge current	I _{FSM}	50A	50A	50A	
Max peak forward voltage	V _{FM}	.36V	.39V	.39V	
Max peak forward voltage	V _{FM}	.45V	.55V	.55V	
Max peak forward voltage	V _{FM}	.65V	.85V	.85V	
Max peak reverse current	I _{RM}	1mA	1mA	1mA	
Typical junction capacitance	C _J	105pF	50pF	50pF	

*Pulse test: Pulse width 300 μsec, Duty cycle 2%

Thermal and Mechanical Characteristics

Storage temperature range	T _{STG}	-65°C to 150°C
Operating junction temp range	T _J	-65°C to 150°C
Maximum thermal resistance	R _{θJEC}	45°C/W Junction to End Cap
Weight		.004 ounces (.012 grams) typical

1-25-00 Rev. 1

5817SM

Figure 1
Typical Forward Characteristics

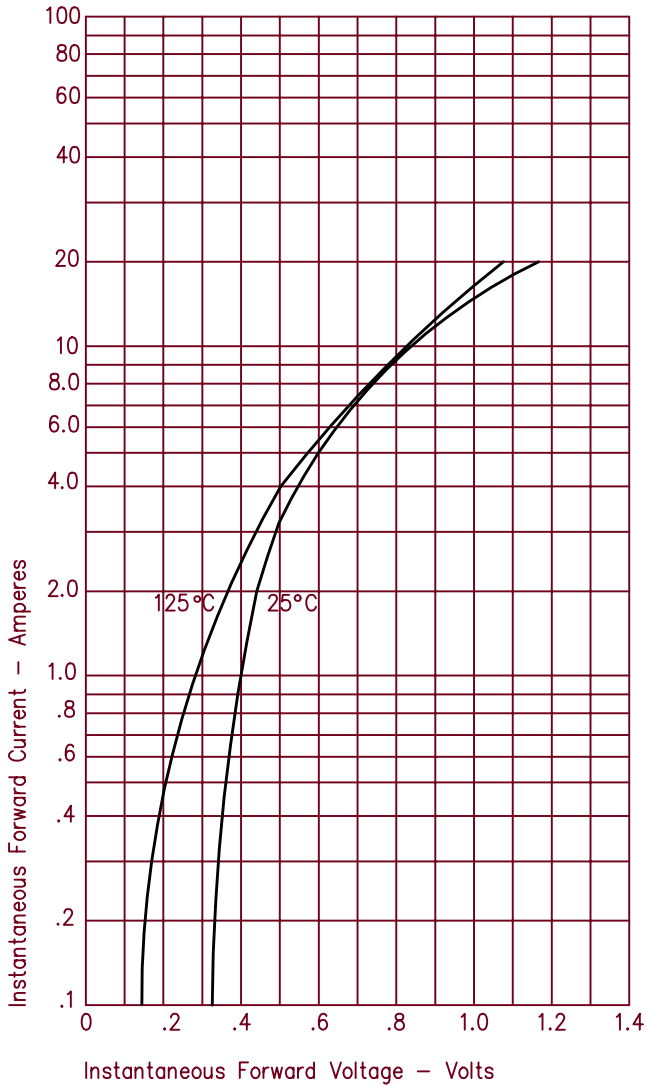


Figure 3
Typical Junction Capacitance

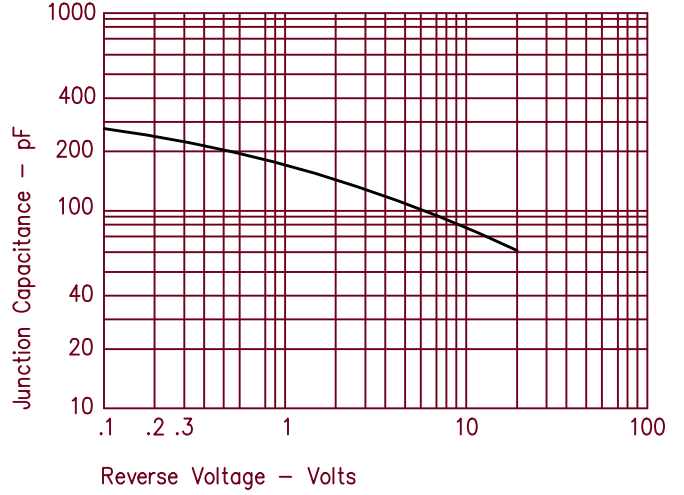
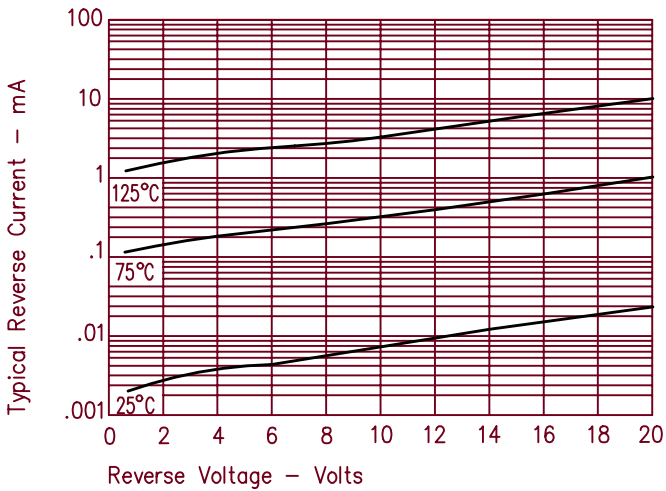


Figure 2
Typical Reverse Characteristics



5818SM & 5819SM

Figure 1
Typical Forward Characteristics

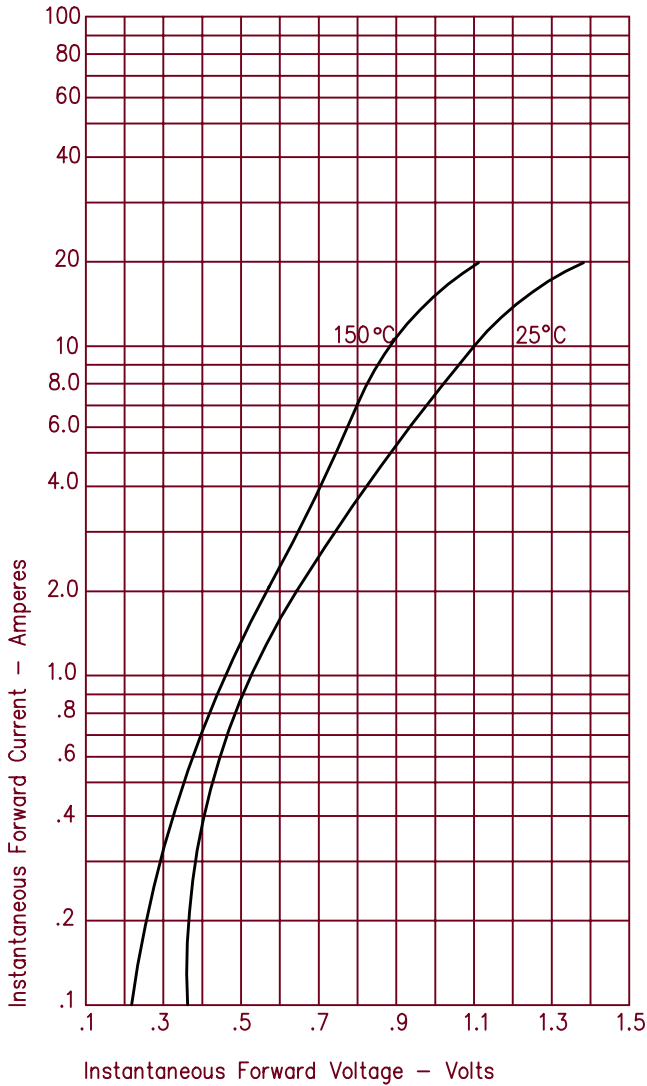


Figure 3
Typical Junction Capacitance

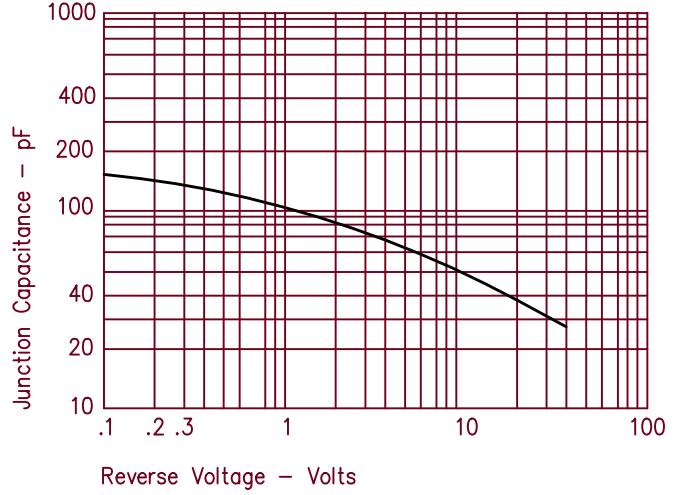


Figure 2
Typical Reverse Characteristics

