

Hash RF Chokes

Special Features

- Low cost, low DCR
- High current capacity
- Varnish coated
- Operating temperature -55 to +105°C
- Ideal for use as EMI filter, output choke, smoothing coil
- Current to cause 10% maximum inductance drop or 35°C maximum temperature rise

5200 Series								
Part Number	L (uH) ±20%	Test Freq.	DCR (Ω) Max.	I, DC (A)	Coil Dia. Max.	Lead Wire Size	Core Material	Fig.
5218	3.35	7.96 MHz	0.01	20	0.6	12	Iron	A
5219	4.9	7.96 MHz	0.016	15	0.6	14	Iron	A
5220	8.8	7.96 MHz	0.021	10	0.56	16	Iron	A
5230	4.0	7.96 MHz	0.012	8	0.38	20	Ferrite	B
5240	40	1 KHz	0.082	3	0.31	20	Ferrite	D
5248	68	1 KHz	0.054	5	0.56	20	Ferrite	C
5250	100	1 KHz	0.216	2	0.38	20	Ferrite	E
5252	125	1 KHz	0.08	3.5	0.50	20	Ferrite	C
5254	250	1 KHz	0.17	2.5	0.44	20	Ferrite	C
5256	500	1 KHz	0.26	2	0.56	20	Ferrite	C
5258	1000	1 KHz	0.55	1	0.50	20	Ferrite	C

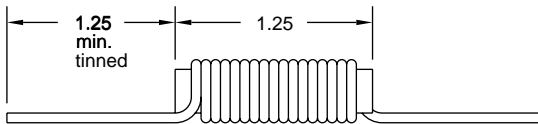


Fig. A

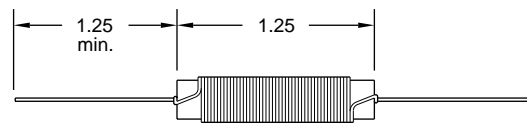


Fig. D

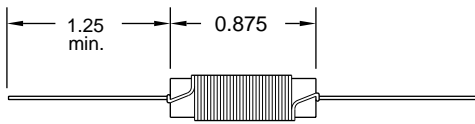


Fig. B

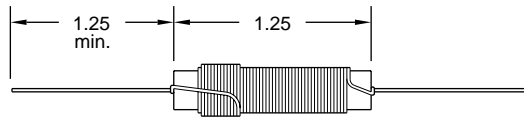


Fig. E

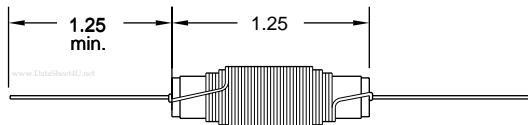


Fig. C

J.W. Miller
MAGNETICS

306 E. Alondra Blvd., Gardena, CA 90247-1059 • (310) 515-1720 • FAX (310) 515-1962

www.jwmiller.com