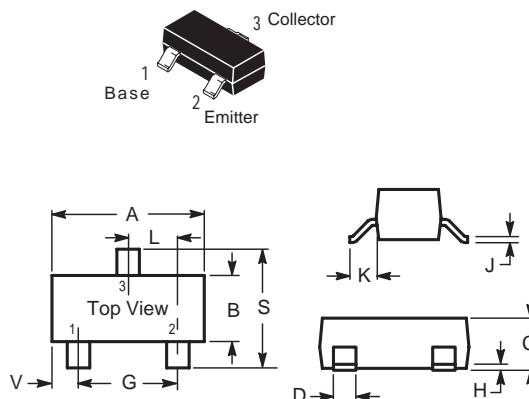


RoHS Compliant Product  
A suffix of "-C" specifies halogen and lead free

### FEATURES

- Complementary to 2SC1623K
- High DC Current Gain:  $h_{FE} = 200$  TYP. ( $V_{CE} = -6V, I_C = -1mA$ )
- High Voltage:  $V_{CEO} = -50V$

### PACKAGE DIMENSIONS



SOT-23		
Dim	Min	Max
A	2.800	3.040
B	1.200	1.400
C	0.890	1.110
D	0.370	0.500
G	1.780	2.040
H	0.013	0.100
J	0.085	0.177
K	0.450	0.600
L	0.890	1.020
S	2.100	2.500
V	0.450	0.600
All Dimension in mm		

### ABSOLUTE MAXIMUM

#### RATINGS at $T_a = 25^\circ C$

Parameter	Symbol	Ratings	Unit
Collector to Base Voltage	$V_{CBO}$	-60	V
Collector to Emitter Voltage	$V_{CEO}$	-50	V
Emitter to Base Voltage	$V_{EBO}$	-5	V
Collector Current	$I_C$	-100	mA
Total Power Dissipation	$P_c$	200	mW
Junction, Storage Temperature	$T_J, T_{STG}$	+150, -55 ~ +150	$^\circ C$

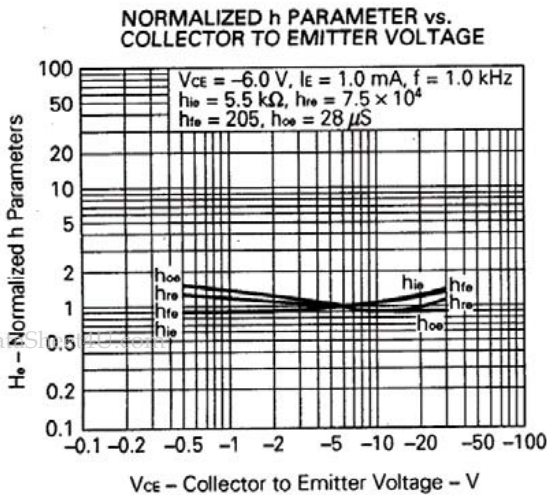
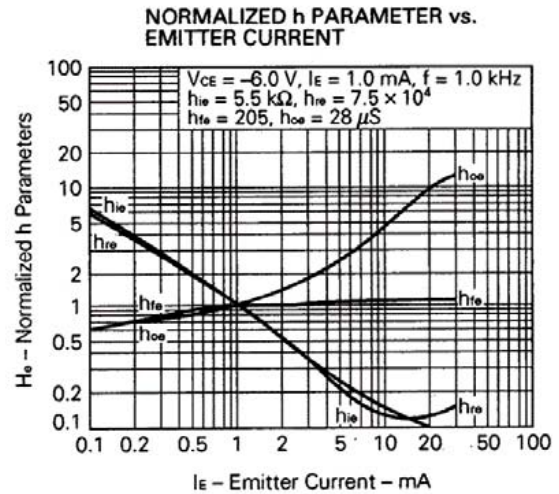
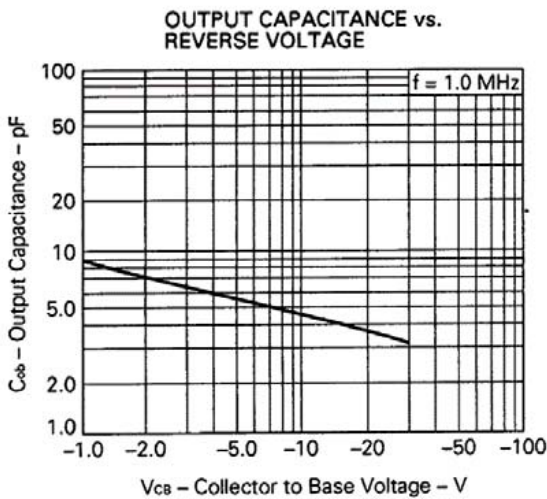
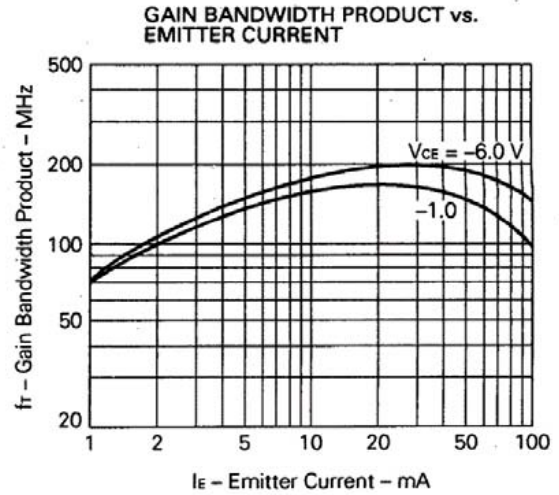
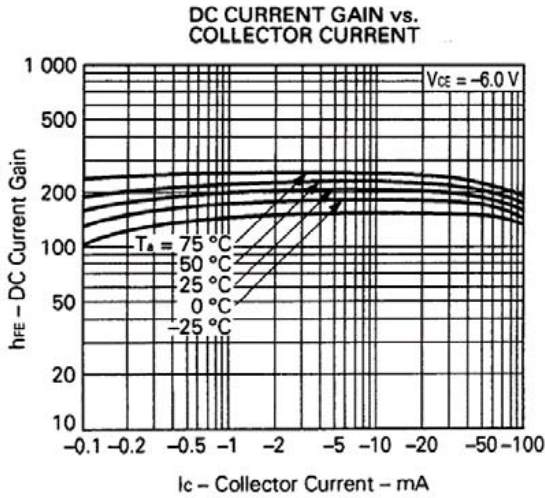
### CHARACTERISTICS at $T_a = 25^\circ C$

Symbol	Min.	Typ.	Max.	Unit	Test Conditions
$BVC_{BO}$	-60	-	-	V	$I_C = -100\mu A$
$BV_{CEO}$	-50	-	-	V	$I_C = -1mA$
$BVE_{BO}$	-5	-	-	V	$I_E = -100\mu A$
$I_{CBO}$	-	-	-100	nA	$V_{CB} = -60V$
$I_{EBO}$	-	-	-100	nA	$V_{EB} = -5V$
$*V_{CE(sat)}$	-	-	300	mV	$I_C = 100mA, I_B = 10mA$
$V_{BE}$	-0.58	-	-0.68	V	$I_C = -1mA, V_{CE} = -6V$
$h_{FE}$	90	-	600		$V_{CE} = -6V, I_C = -1mA$
$f_T$	-	180	-	MHz	$V_{CE} = -6V, I_C = -10mA$
$C_{ob}$	-	4.5	-	pF	$V_{CB} = -10V, f = 1 MHz$

### CLASSIFICATION OF $h_{FE}$

Rank	P	Y	G	B
Range	90 - 180	135 - 270	200 - 400	300 - 600
Marking	M4	M5	M6	M7

**CHARACTERISTIC CURVES**



www.DataSheet4U.com