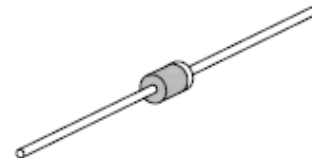


## 1W Zener Diodes

### Features

- Zener Voltage 100v to 330v
- Low Zener impedance
- Low regulation factor
- Plastic package has Underwriters Laboratory Flammability Classification 94V-0
- High temperature soldering guaranteed:  
260°C/10 seconds, 0.375" (9.5mm) lead length at 5lbs. (2.3kg tension)
- RoHS Compliant



DO-41



### Mechanical Data

<b>Case:</b>	DO-41, molded plastic
<b>Terminals:</b>	Axial leads, solderable per MIL-STD-202, Method 208
<b>Polarity:</b>	Cathode indicated by color band
<b>Approx Weight:</b>	0.34 gram
<b>Mounting Position:</b>	Any

### Maximum Ratings ( $T_{Ambient}=25^{\circ}C$ unless noted otherwise)

Symbol	Description	Value	Unit	Conditions
<b>P<sub>d</sub></b>	Power Dissipation	1.0	W	Fig.1
<b>T<sub>J</sub></b>	Operating Junction Temperature	150	°C	
<b>T<sub>STG</sub></b>	Storage Temperature Range	-55 to 150	°C	
<b>V<sub>F</sub></b>	Maximum Instantaneous Forward Voltage	1.0	V	IF=0.5A

TZ100B - TZ330B

Electrical Characteristics ( $T_{Ambient}=25^{\circ}C$  unless noted otherwise)

Part NO.	Nominal Zener Voltage @ I <sub>ZT</sub>			Test Current	Max. Zener Impedance			Max. Reverse Leakage Current I <sub>R</sub> @ V <sub>R</sub>	
	V <sub>Z</sub> (V)				I <sub>ZT</sub> (mA)	Z <sub>ZT</sub> @	Z <sub>ZK</sub> @	I <sub>R</sub> (μA)	V <sub>R</sub> (V)
	Nom.	Min.	Max.	I <sub>ZT</sub>		I <sub>ZK</sub>	I <sub>ZK</sub> (mA)		
TZ100B	100	95	105	5.0	350	3000	0.25	0.5	75
TZ110B	110	104.5	115.5	5.0	450	4000	0.25	0.5	80
TZ115B	115	109.25	120.75	5.0	500	4250	0.25	0.5	85
TZ120B	120	114	126	5.0	550	4500	0.25	0.5	90
TZ130B	130	123.5	136.5	5.0	700	5000	0.25	0.5	95
TZ135B	135	128.25	141.75	5.0	750	5250	0.25	0.5	100
TZ140B	140	133	147	5.0	800	5500	0.25	0.5	105
TZ150B	150	142.5	157.5	5.0	1000	6000	0.25	0.5	110
TZ160B	160	152	168	5.0	1100	6500	0.25	0.5	120
TZ170B	170	161.5	178.5	5.0	1200	6750	0.25	0.5	130
TZ180B	180	171	189	5.0	1300	7000	0.25	0.5	140
TZ190B	190	180.5	199.5	5.0	1500	7500	0.25	0.5	150
TZ200B	200	190	210	5.0	1700	8000	0.25	0.5	160
TZ240B	240	228	252	5.0	2200	8500	0.25	0.5	180
TZ270B	270	256.5	283.5	5.0	2500	8750	0.25	0.5	200
TZ300B	300	285	315	5.0	3000	9000	0.25	0.5	220
TZ330B	330	313.5	346.5	5.0	4000	9500	0.25	0.5	240

Typical Characteristics Curves

Fig.1-Max. Continuous Power Dissipation

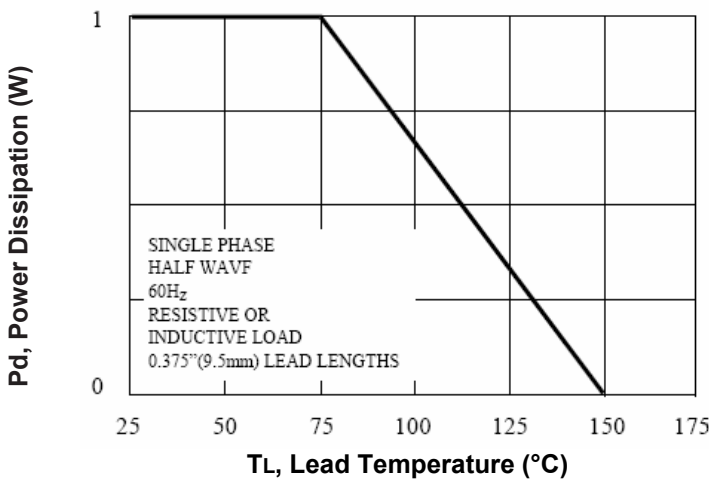
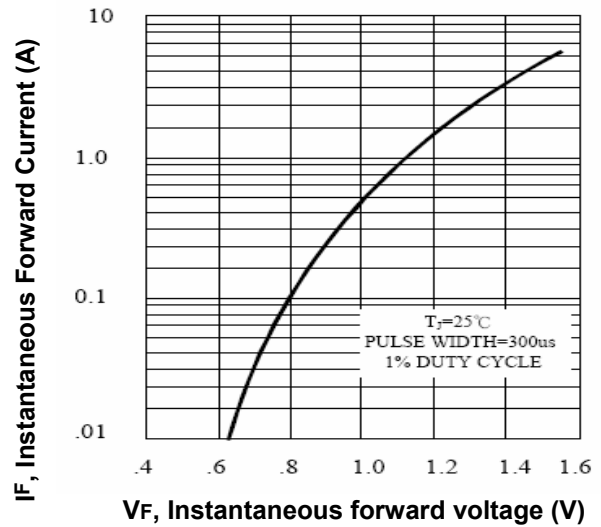


Fig.2- Typical Forward Characteristic



## TZ100B - TZ330B

Fig.3-Typical Temperature Coefficients

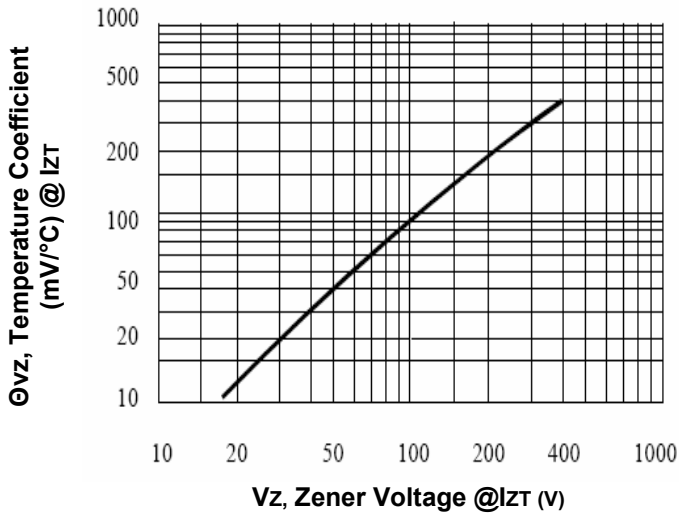
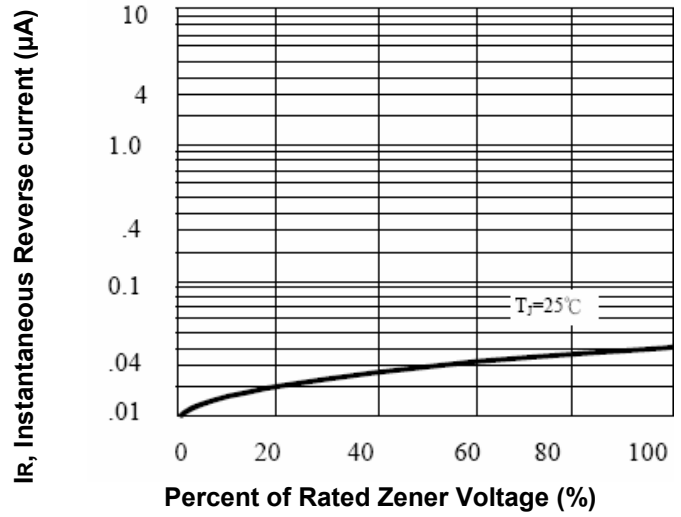
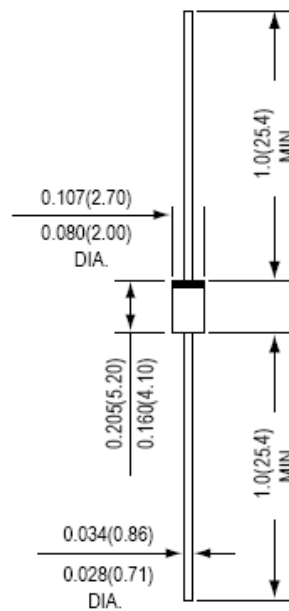


Fig.4-Typical Reverse Characteristics



### Dimensions in inch (mm)



DO-41  
(DO-204AL)

## How to contact us

### US HEADQUARTERS

28040 WEST HARRISON PARKWAY, VALENCIA, CA 91355-4162

Tel: (800) TAITRON (800) 824-8766 (661) 257-6060

Fax: (800) TAITFAX (800) 824-8329 (661) 257-6415

Email: [taitron@taitroncomponents.com](mailto:taitron@taitroncomponents.com)

Http://[www.taitroncomponents.com](http://www.taitroncomponents.com)

### TAITRON COMPONENTS MEXICO, S.A .DE C.V.

BOULEVARD CENTRAL 5000 INTERIOR 5 PARQUE INDUSTRIAL ATITALAQUIA, HIDALGO C.P.

42970 MEXICO

Tel: +52-55-5560-1519

Fax: +52-55-5560-2190

### TAITRON COMPONENTS INCORPORATED REPRESENTAÇÕES DO BRASIL LTDA

RUA DOMINGOS DE MORAIS, 2777, 2.ANDAR, SALA 24 SAÚDE - SÃO PAULO-SP 04035-001 BRAZIL

Tel: +55-11-5574-7949

Fax: +55-11-5572-0052

### TAITRON COMPONENTS INCORPORATED, SHANGHAI REPRESENTATIVE OFFICE

CROSS REGION PLAZA, 899 LINGLING ROAD, SUITE 18C, SHANGHAI, 200030, CHINA

Tel: +86-21-5424-9942

Fax: +86-21-5424-9931