

This document was generated on 04/21/2010

PLEASE CHECK WWW.MOLEX.COM FOR LATEST PART INFORMATION

Part Number: **0190020020**
Status: **Active**
Description: Avikrimp™ Fully Insulated Quick Disconnect, Female, for 18-22 AWG Wire, Mylar Tape

Documents:

[Drawing \(PDF\)](#) [RoHS Certificate of Compliance \(PDF\)](#)

Agency Certification

UL E79133

General

Product Family Quick Disconnects
 Series 19002
 Crimp Quality Equipment Yes
 Product Name Avikrimp™
 Type Quick Disconnect

Physical

Barrel Type Closed
 Flammability 94V-2
 Gender Female
 Glow-Wire Compliant No
 Insulation Nylon (PA)
 Lock to Mating Part None
 Material - Metal Brass
 Orientation Straight
 Packaging Type Adhesive Tape on Reel
 Polarized to Mating Part No
 Tab Thickness 0.51mm (.020")
 Tab Width 5.21mm (.205")
 Temperature Range - Operating -65°C to +105°C
 Wire Insulation Diameter 3.17mm (.125") max.
 Wire Size AWG 18, 20, 22
 Wire Size mm² 0.35 - 0.80

Electrical

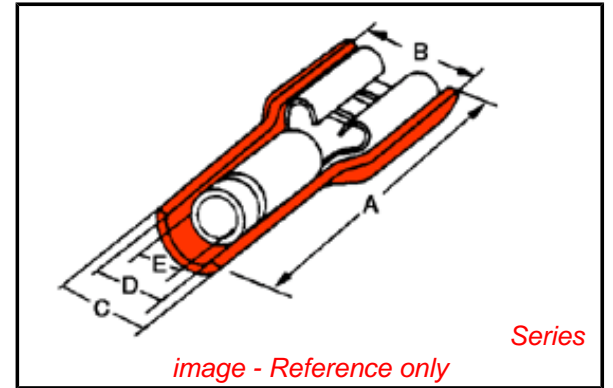
Voltage - Maximum 300V

Material Info

Old Part Number AA-5283T

Reference - Drawing Numbers

Sales Drawing SD-19002-003



EU RoHS

ELV and RoHS Compliant
REACH SVHC
 Not Reviewed
Halogen-Free Status
Not Reviewed

China RoHS



Need more information on product environmental compliance?

Email productcompliance@molex.com
 For a multiple part number RoHS Certificate of Compliance, [click here](#)

Please visit the [Contact Us](#) section for any non-product compliance questions.

Search Parts in this Series

19002Series

Application Tooling | [FAQ](#)

Tooling specifications and manuals are found by selecting the products below. Crimp Height Specifications are then contained in the Application Tooling Specification document.

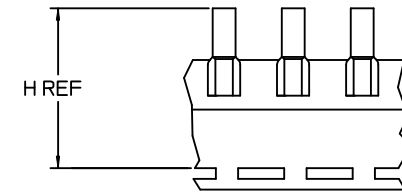
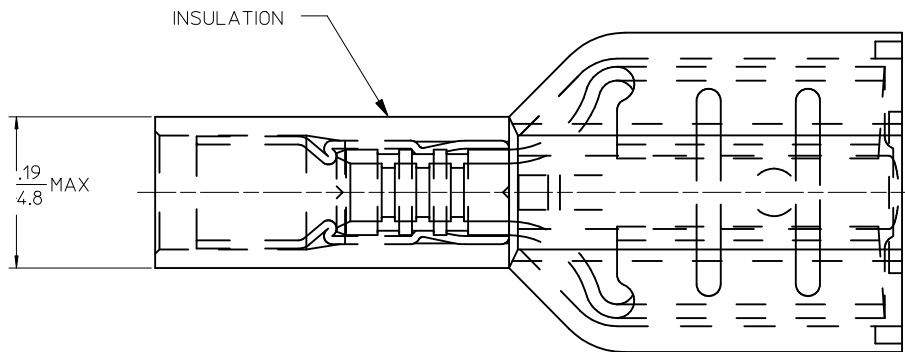
Global

Description	Product #
ATP Perishable Tool Kit Used in ATP Presses that Process Product on Tape	<u>0192880028</u>
Mini-Mac™ Applicator	<u>0638852000</u>

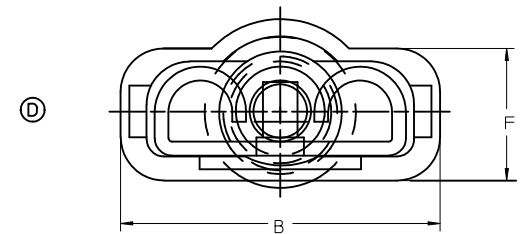
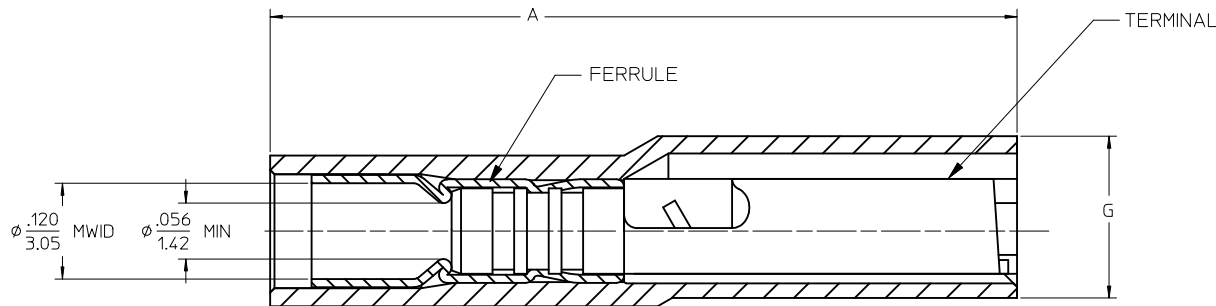
This document was generated on 04/21/2010

PLEASE CHECK WWW.MOLEX.COM FOR LATEST PART INFORMATION

13	12	11	10	9	8	7	6	5	4	3	2	1				
MATERIAL NUMBER LOOSE PCS	ENGINEERING NUMBER LOOSE PCS	MATERIAL NUMBER ON STRIP	ENGINEERING NUMBER ON STRIP	MATERIAL NUMBER ON TAPE	ENGINEERING NUMBER ON TAPE	MATERIAL NUMBER REV WOUND ON TAPE	ENGINEERING NUMBER REV WOUND ON TAPE	MATERIAL NUMBER ON TAPE BIG REEL	ENGINEERING NUMBER ON TAPE BIG REEL	ACCEPTS TAB SIZE	STOCK THK	"A" MAX	"B" MAX	"F" REF	"G" MAX	"H" REF
190020001	AA-5261	190020004	AA-5261Z	190020002	AA-5261T	190020003	AA-5261TR	190020047	AA-5261BT	.250 X .032	.016/0.41	.89/22.6	.38/9.7	.16/4.1	.20/5.1	1.425/36.20
190020019	AA-5283	190020059	AA-5283Z	190020020	AA-5283T	190020058	AA-5283TR			.205 X .020	.016/0.41	.80/20.3	.32/8.1	.16/4.1	.22/5.6	1.395/35.43
190020021	AA-5285	190020023	AA-5285Z	190020022	AA-5285T	190020060	AA-5285TR			.205 X .032	.016/0.41	.80/20.3	.32/8.1	.16/4.1	.22/5.6	1.395/35.43
190020005	AA-5267	190020008	AA-5267Z	190020007	AA-5267T			190020006	AA-5267BT	.187 X .020	.016/0.41	.80/20.3	.32/8.1	.16/4.1	.22/5.6	1.380/35.10
190020009	AA-5271	190020012	AA-5271Z	190020010	AA-5271T	190020011	AA-5271TR			.187 X .032	.016/0.41	.80/20.3	.32/8.1	.16/4.1	.22/5.6	1.380/35.10
190020013	AA-5275	190020015	AA-5275Z	190020014	AA-5275T					.110 X .020	.012/0.31	.80/20.3	.23/5.8	.13/3.3	.20/5.1	1.380/35.05
190020016	AA-5279	190020018	AA-5279Z	190020017	AA-5279T	190020065	AA-5279TR			.110 X .032	.012/0.31	.80/20.3	.23/5.8	.13/3.3	.20/5.1	1.380/35.05



PARTS ON TAPE



TERMINAL IS NOT SECTIONED FOR CLARITY

SALES DRAWING

NOTES:

- MATERIAL: TERMINAL BRASS
TERMINAL PLATING: ELECTRO TIN
FERRULE: COPPER ALLOY
FERRULE PLATING: ELECTRO TIN
INSULATION: NYLON 94V2 COLOR RED.
- MWD = MAXIMUM WIRE INSULATION DIAMETER
- PARTS ARE ROHS COMPLIANT.

FERRULE MAT'L DESCR EC NO: MNA2009-0510 DRAWN:ETHRODAHL 2010/01/04 CHKD:JMACNEIL 2010/01/05 APPR:JMACNEIL 2010/01/05	QUALITY SYMBOLS ▽=0 ▽=0	GENERAL TOLERANCES (UNLESS SPECIFIED)		DIMENSION STYLE IN/MM		SCALE ---	DESIGN UNITS INCH	THIRD ANGLE PROJECTION	
		4 PLACES ± ---	± ---	DRAWN BY BENDERLE	DATE 2005/03/28	TITLE AVIKRIMP FEMALE FIQD 22-18 AWG			
REV D	DESCRIPTION	3 PLACES ± ---	± .005	CHECKED BY R DEROSS	DATE 2005/03/28	MATERIAL NO. SEE CHART DOCUMENT NO. SD-19002-003 SHEET NO. 1 OF 1			
		2 PLACES ± 0.13	± .01	APPROVED BY R DEROSS	DATE 2005/03/28				
		1 PLACE ± 0.25	± ---	ANGULAR ± ---°		THIS DRAWING CONTAINS INFORMATION THAT IS PROPRIETARY TO MOLEX INCORPORATED AND SHOULD NOT BE USED WITHOUT WRITTEN PERMISSION			