





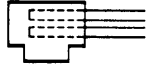




SELF-STRIPPING CONNECTORS (SCOTCHLOK TYPE)

A range of six connectors provides a unique and simple way to make tap, inline and pigtail connections for a combination of wire sizes from .75 to 6mm².

UL & CSA APPROVED (SCOTCHLOKS)

Technical Data						
Part Number	C560	C562	C567	C905	C952	C972
Dimensions	21L x 18D x 13H	21L x 18D x 13H	21L x 18D x 13H	20L x 18D x 10H	10L x 18D x 12H	35L x 25D x 12H
Typical Cable arrangements	  					Max Fuse Rating 20 amp
Cable Size mm ²	1.0 – 1.5 Main 1.0 – 1.5 Tap	2.5 – 6.0 Main 2.5 – 6.0 Tap	4.00 Main 0.75 – 1.5 Tap	0.8 – 2.0 Main 0.8 – 2.0 Tap	1.0 – 2.0 Main 1.0 – 2.8 Tap with 6.3 push-on	1.0 – 2.0 Fusible Blade
Voltage Rating	0 – 1000V UL 0 – 600V CSA 0 – 300V	0 – 1000V UL 0 – 600V CSA 0 – 300V	0 – 1000V UL 0 – 600V CSA 0 – 300V	0 – 1000V UL 0 – 600V CSA 0 – 300V	0 – 1000V UL 0 – 600V CSA 0 – 300V	Automotive Only 32V
Temperature Rating	105°C	90°C	105°C	105°C	105°C	105°C
Max. Dia. Over Cable Insulation	3.68mm	4.83mm	4.83mm Main 3.68mm Tap	3.68mm	3.68mm	3.68mm

DAVICO STANDARD RANGE

Part Number	DS2	DS5		DS1	DS2-M	DS2-FT
Cable Size mm ²	1.0 – 1.5 Main 1.0 – 1.5 Tap	2.5 – 6.0 Main 2.5 – 6.0 Tap		0.8 – 2.0 Main 0.8 – 2.0 Tap	1.0 – 2.0 Main 1.0 – 2.0 Tap	1.0 – 2.0 Fusible Blade
Voltage Rating	0 – 600V	0 – 600V		0 – 600V	0 – 600V	Automotive Only 32V
Temperature Rating	105°C	90°C		105°C	105°C	105°C
Max. Dia. Over Cable Insulation	3.68mm	4.83mm		3.68mm	3.68mm	3.68mm

FEATURES

- Simple to use – apply with pliers.
- Excellent electrical connection without cutting tap or run wires.
- Three kinds of connection possible; UL and European listing for tap connection and low voltage for inline and pigtail connection (see selection chart).
- Coloured range of sizes.

OPERATION


The basis of these connectors is the tried and tested self-stripping 'U' element of tin-plated brass. The connection is made as the 'U' element is compressed through the slot in the top of the Scotchlok connector to the anchoring groove in the base.

As the element is pressed through the slot it contacts the insulation and shears it away from the conductor. It then firmly grips the conductor giving a resilient, safe connection that will not deteriorate or work loose with age because of the unique spring compression reserve action of the 'U' element.

PREPARATION

To make a tap connection as illustrated:

- 1 Slip the run wire through the side slot and the tap wire through the end of the connector.
- 2 Make the connection by driving down the 'U' element over the conductors, flush with the top of the connector.
- 3 Snap over the hinged cover.

 MOISTURE RESISTANT Self stripping electrical tap connector, packed with a mineral oil based dielectric grease – To provide a moisture resistant seal.	
Part Number	C804
Cable Size mm ²	0.75 – 1.0 AWG 18 – 16
Voltage Rating	1000V UL 600V File No. E22438
Temperature Rating	75°C Max.
Max. Dia. Over Cable Insulation	3.68mm