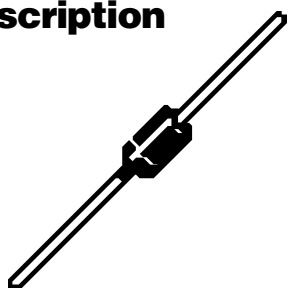


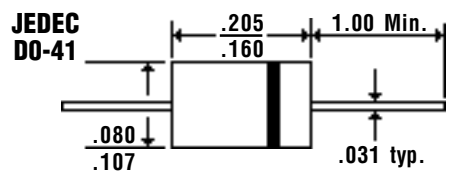
0.8 Amp MEGARECTIFIERS

GP08A...08J Series

Description



Mechanical Dimensions

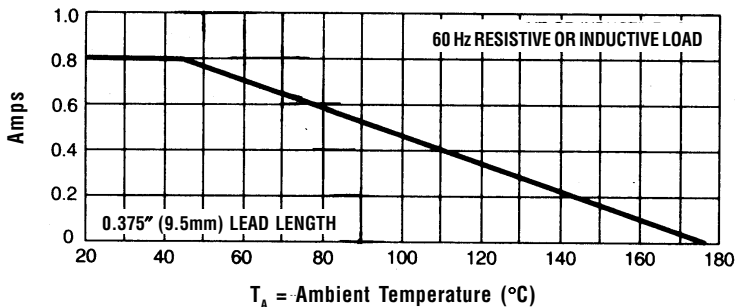


Features

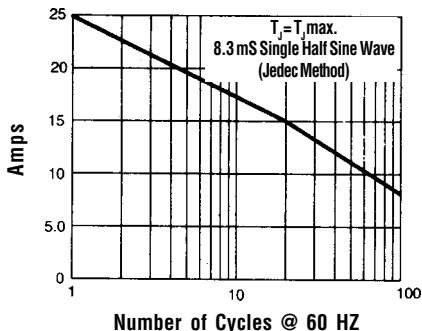
- HIGH TEMPERATURE METALLURGICALLY BONDED CONSTRUCTION
- SINTERED GLASS CAVITY-FREE JUNCTION
- 0.8 AMP OPERATION @ $T_A = 55^\circ\text{C}$, WITH NO THERMAL RUNAWAY
- TYPICAL $I_R < 0.1 \mu\text{Amp}$

Electrical Characteristics @ 25°C.	GP08A . . . 08J Series					Units
Maximum Ratings	GP08A	GP08B	GP08D	GP08G	GP08J	
Peak Repetitive Reverse Voltage... V_{RRM}	50	100	200	400	600	Volts
RMS Reverse Voltage... $V_{R(rms)}$	35	70	140	280	420	Volts
DC Blocking Voltage... V_{DC}	50	100	200	400	600	Volts
Average Forward Rectified Current... $I_{F(av)}$ Current 3/8" Lead Length @ $T_A = 55^\circ\text{C}$	0.8					Amps
Non-Repetitive Peak Forward Surge Current... I_{FSM} ½ Sine Wave Superimposed on Rated Load	25					Amps
Forward Voltage @ 1.0A... V_F	1.3					Volts
Full Load Reverse Current... $I_R(av)$ Full Cycle Average @ $T_A = 55^\circ\text{C}$	30					μAmps
DC Reverse Current... I_R @ Rated DC Blocking Voltage	$T_A = 25^\circ\text{C}$ 5.0 $T_A = 125^\circ\text{C}$ 50					μAmps μAmps
Typical Junction Capacitance... C_J (Note 1)	8.0					pF
Typical Thermal Resistance... $R_{\theta JA}$ (Note 2)	55					$^\circ\text{C/W}$
Typical Reverse Recovery Time... t_{RR} (Note 3)	2.0					μS
Operating & Storage Temperature Range... T_J, T_{STRG}	-65 to 175					$^\circ\text{C}$

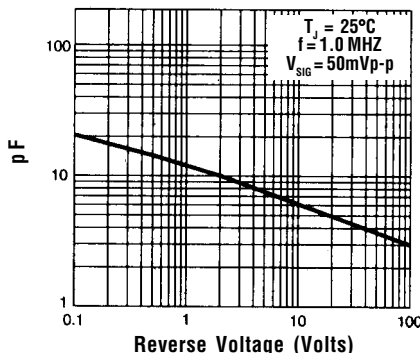
Forward Current Derating Curve



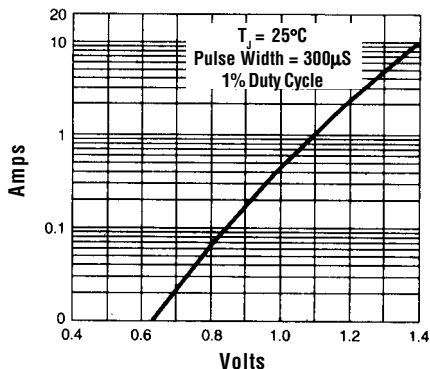
Non-Repetitive Peak Forward Surge Current



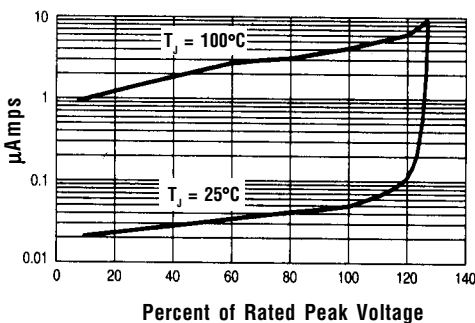
Typical Junction Capacitance



Typical Instantaneous Forward Characteristics



Typical Reverse Characteristics



Ratings at 25 Deg. C ambient temperature unless otherwise specified.

Single Phase Half Wave, 60 Hz Resistive or Inductive Load.

For Capacitive Load, Derate Current by 20%.

- NOTES:**
1. Measured @ 1 MHz and applied reverse voltage of 4.0V.
 2. Thermal Resistance from Junction to Ambient at 3/8" Lead Length, P.C. Board Mounted.
 3. Reverse Recovery Condition $I_F = 0.5\text{A}$, $I_R = 1.0\text{A}$, $I_{RR} = 0.25\text{A}$.