

# HANDWHEELS

TYPE

PATTERN

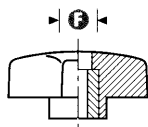

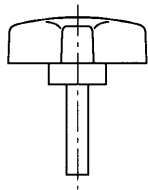

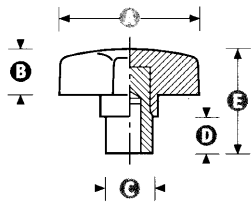



THREAD OR BORE

LENGTH OF MALE THREAD

## 4 Heavy duty handwheel

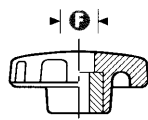
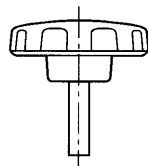

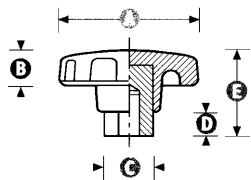

Gloss finish duroplast



FEMALE								
<b>1260</b>	38	12	13	8	28		6	8
Aluminium insert	<b>1261</b>	50	13	15	8	33	6	8 10
	<b>1262</b>	60	14	18	10	38	8	10 12
	<b>1263</b>	80	17	22	12	45	10	12 16
	<b>1264</b>	100	20	22	13	50	10	12 16
MALE	<b>1260/M</b>	38	12				M6	20 25 30
Plated steel insert	<b>1261/M</b>	50	13				M8	20 25 30
	<b>1262/M</b>	60	14				M10	25 30 40
	<b>1263/M</b>	80	17				M12	30 40 50
	<b>1264/M</b>	100	20				M16	40 50 60
THREADED RIGHT THROUGH	<b>1260/T</b>	38	12				10	M6
	<b>1261/T</b>	50	13				13	M8
	<b>1262/T</b>	60	14				16	M10
	<b>1263/T</b>	80	17				18	M12
Brass insert	<b>1264/T</b>	100	20				23	M16

## Heavy duty handwheel

Gloss finish duroplast



FEMALE								
<b>1265</b>	32	10	12	8	27		6	8
Aluminium insert	<b>1266</b>	44	13	14	8	29	6	8 10
	<b>1267</b>	57	16	18	10	38	8	10 12
	<b>1268</b>	70	18	22	12	44	10	12
	MALE	<b>1265/M</b>	32	10				M6
Plated steel insert	<b>1266/M</b>	44	13				M8	20 25 30
	<b>1267/M</b>	57	16				M10	25 30 40
	<b>1268/M</b>	70	18				M12	40 50 60
	THREADED RIGHT THROUGH	<b>1265/T</b>	32	10				10
<b>1266/T</b>		44	13				13	M8
<b>1267/T</b>		57	16				16	M10
<b>1268/T</b>		70	18				18	M12

TYPE

PATTERN



THREAD OR BORE

LENGTH OF MALE THREAD

Most patterns are available with imperial threads (Whitworth) or bores

Non standard thread diameters, lengths, insert materials and other modifications are available for minimum quantities. The standard colour is black. Some patterns are available in a choice of colours. Contact our sales department for details.

All dimensions in mm and are approximate