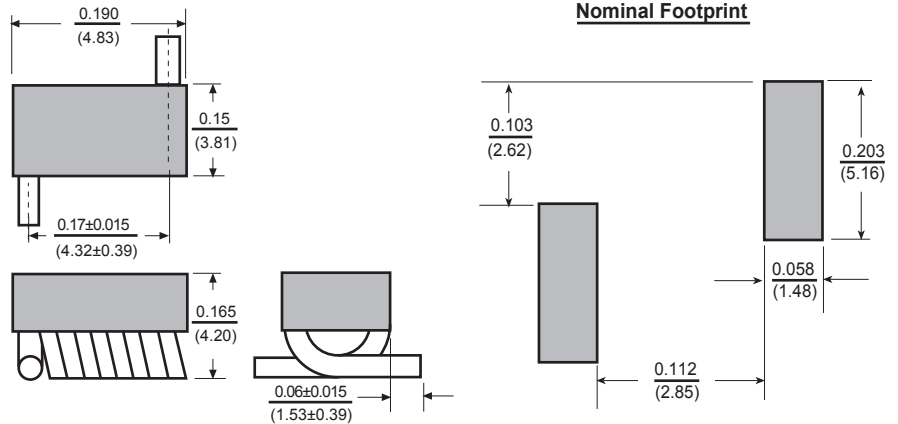





Surface Mount Air Core Inductors SMAC25

Dimensions: $\frac{\text{Inches}}{\text{(mm)}}$



Features

- Excellent for high Q applications
- High SRF's for high frequency applications
- High current capability
- Flat top cap for pick and place assembly

Electrical

Impedance range: 22nH to 120nH

Tolerance: Available in 2%, 5% & 10%

Test Frequency: 150Mhz

Operating Temp: -40°C to +125°C

Peak Solder Temp: 260+0/-10°C, 5 sec. max.

Test Equipment

(L/Q): HP4291B with HP16193

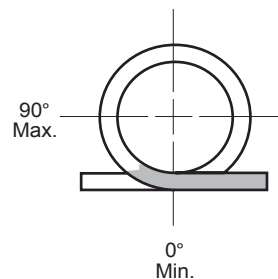
(SRF): HP8753E

Physical

Packaging: 1000 pieces per 13" reel

Marking: None

Tinned Length



Allied Part Number	Inductance (nh)	Q Min.	Q Typ.	Test Freq. (MHz)	SRF Min. (GHz)	DCR Max. (mΩ)	IDC A (Max.)
SMAC25-22()-RC	22	100	135	150	3.2	4.2	3.0
SMAC25-27()-RC	27	100	135	150	2.7	4.0	3.5
SMAC25-33()-RC	33	100	130	150	2.5	4.8	3.0
SMAC25-39()-RC	39	100	135	150	2.1	4.4	3.0
SMAC25-47()-RC	47	100	135	150	2.1	5.6	3.0
SMAC25-56()-RC	56	100	125	150	1.5	6.2	3.0
SMAC25-68()-RC	68	100	120	150	1.5	8.2	2.5
SMAC25-82()-RC	82	100	120	150	1.3	9.4	2.5
SMAC25-100()-RC	100	100	115	150	1.2	12.3	1.7
SMAC25-120()-RC	120	100	125	150	1.1	17.3	1.5

To complete part number insert tolerance designator: G=±2%, J=±5%, K=±10%

All specifications subject to change without notice.