

PLEASE CHECK WWW.MOLEX.COM FOR LATEST PART INFORMATION

Part Number: [0510360700](#)
Status: **Active**
Description: 4.00mm (.158") Pitch Board-In Housing, 7 Circuits

Documents:

3D Model	Product Specification PS-51036-003 (PDF)
Drawing (PDF)	RoHS Certificate of Compliance (PDF)
Product Specification PS-51036-002 (PDF)	

Agency Certification

CSA	LR19980
TUV	R72090224
UL	E29179

General

Product Family	Crimp Housings
Series	51036
Product Name	Board-In

Physical

Circuits (maximum)	7
Color - Resin	Natural
Flammability	94V-0
Gender	Male
Glow-Wire Compliant	No
Material - Resin	Nylon
Number of Rows	1
Packaging Type	Bag
Panel Mount	No
Pitch - Mating Interface (in)	0.157 In
Pitch - Mating Interface (mm)	4.00 mm
Stackable	Yes
Temperature Range - Operating	-40°C to +105°C

Material Info

Reference - Drawing Numbers

Product Specification	PS-51036-002, PS-51036-003, RPS-51036-001, RPS-51036-002, RPS-51036-003
Sales Drawing	SD-51036-**00

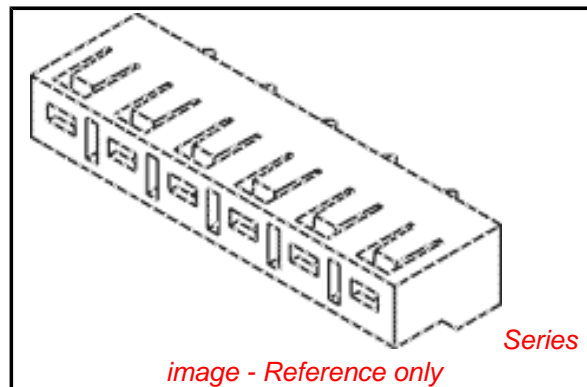


image - Reference only

EU RoHS

**ELV and RoHS
Compliant**
**REACH SVHC
Contains SVHC: No**
**Halogen-Free
Status
Not Reviewed**

China RoHS



**Need more information on product
environmental compliance?**

Email productcompliance@molex.com
 For a multiple part number RoHS Certificate of
 Compliance, [click here](#)

Please visit the [Contact Us](#) section for any
 non-product compliance questions.

Search Parts in this Series
[51036Series](#)

Use With
[50098](#)

E

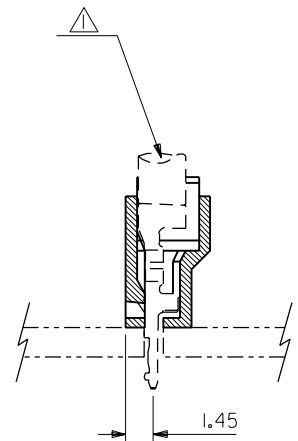
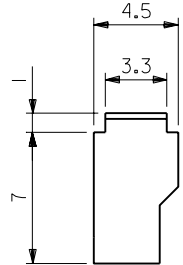
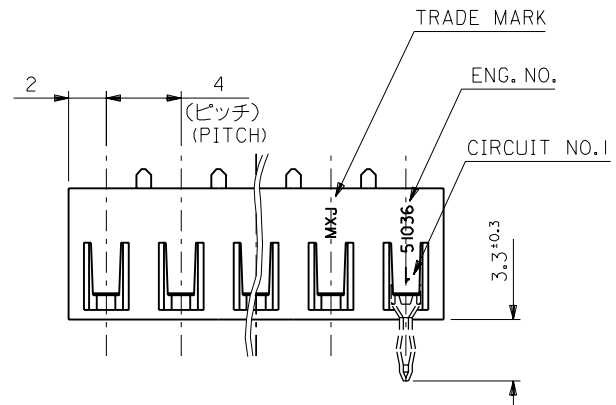
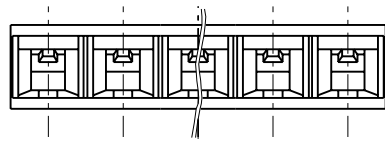
D

C

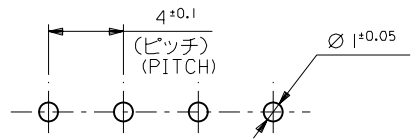
B

A

MM DIMENSIONS IN METRIC DO NOT SCALE DRAWING



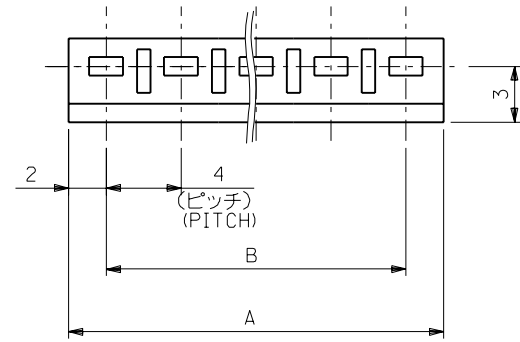
(公差非累積)
(NON-ACCUMULATIVE)



基板取付穴推奨寸法基板厚: 1.6mm)
RECOMMENDED PC BOARD
HOLE DIMENSION
(THICKNESS: 1.6mm)

注記
NOTE

△適合ターミナル: 50098-8*00
APPLICABLE TERMINAL: 50098-8*00



56	60	51036-1500	15
52	56	↑ 1400	14
48	52	1300	13
44	48	1200	12
40	44	1100	11
36	40	1000	10
32	36	0900	9
28	32	0800	8
24	28	0700	7
20	24	0600	6
16	20	0500	5
12	16	0400	4
8	12	↓ 0300	3
4	8	51036-0200	2
B	A	ENG.NO.	梱 装 数 CT.

角度 ANGLE		±3°			材料 MATERIAL		NYLON66,UL94V-0	
30以上 OVER		+0.3			仕上げ FINISH		//	
10以上 30未満 UNDER		+0.25			適用電線範囲 WIRE RANGE		AWG#22-18,AV-0.5-0.85 AVS-0.3-0.85	
10未満 UNDER		+0.2			被覆外径 INS. RANGE		φ1.8~2.6	
一般公差 GENERAL TOLERANCES			E	REDRAWN	K.S	DRAWN BY %/06/30		CHK'D BY %/06/30
記号 LTR	変更内容 REVISION RECORD	DR.	CHK.	日付 DATE	APP'D BY %/06/30	M.ENOMOTO		尺 度 SCALE 4:1

molex MOLEX-JAPAN CO.,LTD.
日本モレックス株式会社

REVISE ONLY ON CAD SYSTEM

TITLE 名称
4.0 BOARD IN
CONN. HOUSING

DWG. NO. SD-5 1036-**-00

REV E