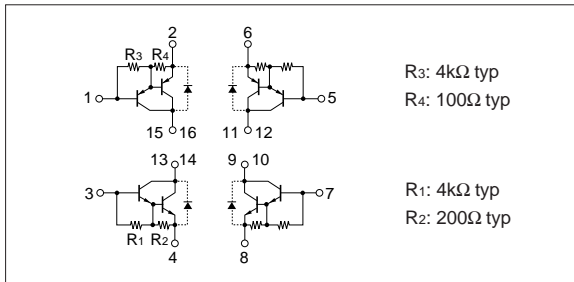


Absolute maximum ratings

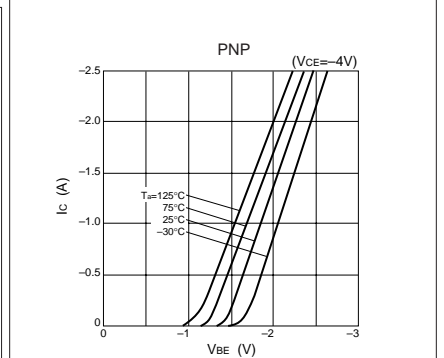
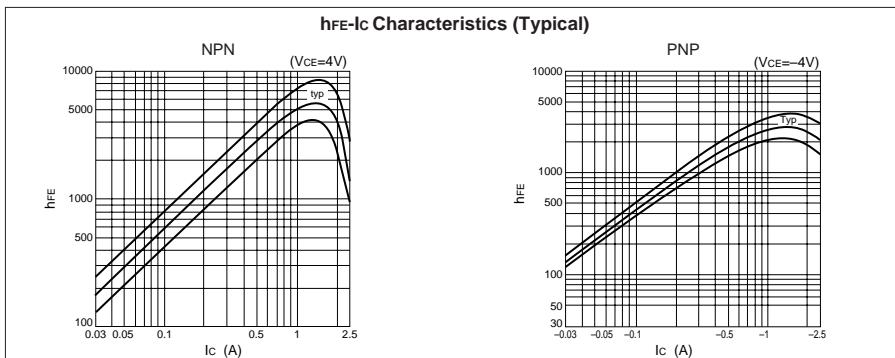
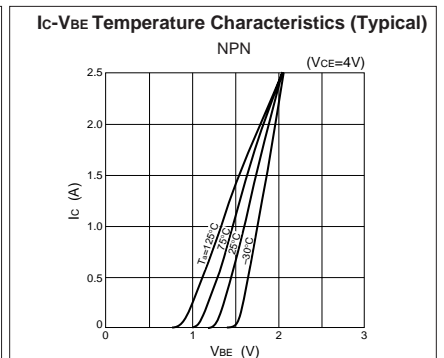
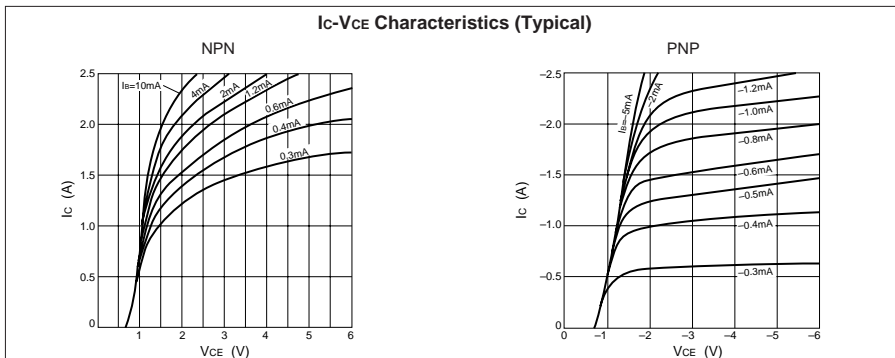
($T_a=25^\circ\text{C}$)

Symbol	Specification		Unit
	NPN	PNP	
V_{CBO}	100	-60	V
V_{CEO}	100	-60	V
V_{EBO}	6	-6	V
I_c	1.5	-1.5	A
I_{cP}	2.5 ($PW \leq 1\text{ms}, D_u \leq 100\%$)	-2.5 ($PW \leq 1\text{ms}, D_u \leq 10\%$)	A
I_B	0.1	-0.1	A
P_T	3 ($T_a=25^\circ\text{C}$)		W
T_j	150		$^\circ\text{C}$
T_{stg}	-40 to +150		$^\circ\text{C}$
θ_{j-a}	41.6		$^\circ\text{C/W}$

Equivalent circuit diagram



Characteristic curves



Electrical characteristics

($T_a=25^\circ\text{C}$)

Symbol	NPN					PNP				
	Specification			Unit	Conditions	Specification			Unit	Conditions
	min	typ	max			min	typ	max		
I_{CBO}			10	μA	$V_{CB}=100\text{V}$			-10	μA	$V_{CB}=-60\text{V}$
I_{EBO}			3	mA	$V_{EB}=6\text{V}$			-3	mA	$V_{EB}=-6\text{V}$
V_{CEO}	100			V	$I_C=10\text{mA}$	-60			V	$I_C=-10\text{mA}$
h_{FE}	2000		12000		$V_{CE}=4\text{V}, I_C=1\text{A}$	2000		12000		$V_{CE}=-4\text{V}, I_C=-1\text{A}$
$V_{CE(sat)}$			1.3	V	$I_C=1\text{A}, I_B=2\text{mA}$			-1.4	V	$I_C=-1\text{A}, I_B=-2\text{mA}$
$V_{BE(sat)}$			2.2	V				-2.2	V	

Characteristic curves

