



Rating:
3 to 40A, 125-250VAC, 32VDC

Approvals:
UL, CUL, TUV, CE
UL1500/ISO8846 for ignition protection/marine

Dielectric Strength:
2500 VAC/ 1 minute

Interrupting capacity:
2500 amps

Resettable overload capacity:
10x rated current

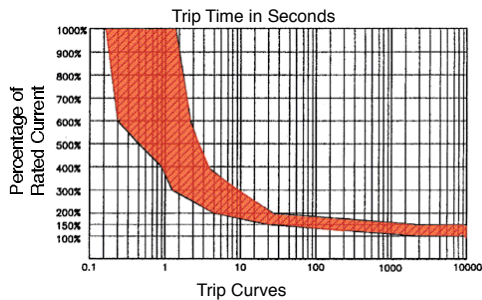
Insulation Resistance:
100M ohms

Operating Temperature:
-10°C to 60°C

Voltage drop:
< 0.25 V

Applications:
Household Appliances
Transportation
Marine
Power Strips
Medical Equipment
Audio Visual Equipment
Power Supplies

Time Delay

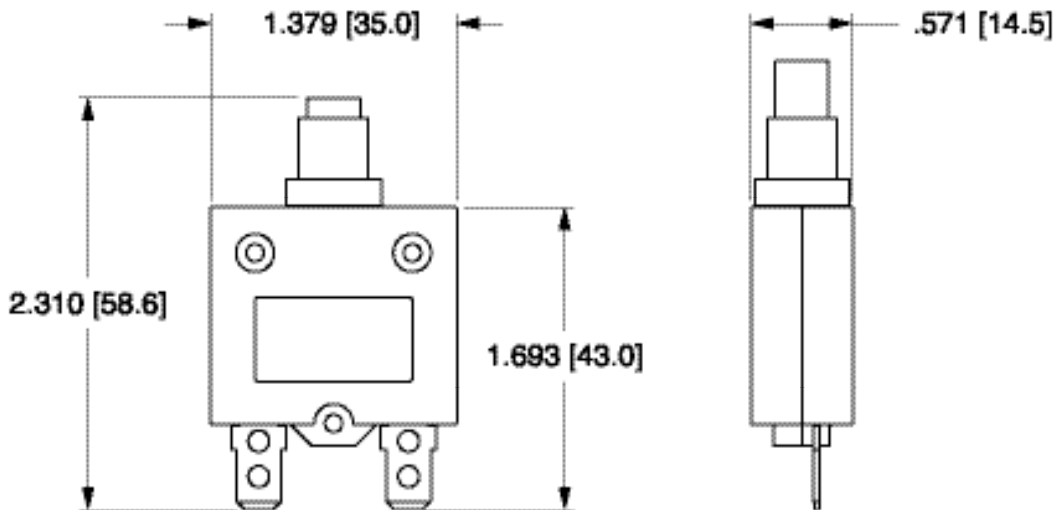


CORRECTION FACTOR	
0°C	x .67
10°C	x .72
15°C	x .83
18°C	x .87
25°C	x 1.00
32°C	x 1.05
40°C	x 1.18
50°C	x 1.33
60°C	x 1.67

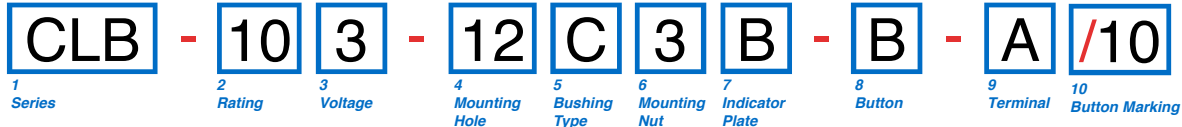
CLB SERIES ONLY	
OVERLOAD	TRIP TIME
100%	NO TRIP
150%	TRIP IN 1 HR
200%	5 - 35 SEC.
300%	1.5-9 SEC.
400%	0.9 - 5.5 SEC.
500%	0.5 - 3.5 SEC.
600%	0.3 - 2.8 SEC.

Breaker must hold 100% of rated current and must trip at 150% and above, within the time limits shown in curve. Trip times specified at 25° ambient with no preloading.
 1 To adjust the breaker rating for ambient temperature multiply the breaker rating by the factor. ex.) 5 amp rating at 0°C: 5 x .67 = 3.3 amp. Select 3 amp rating.

Dimensional Specifications



NOTES:
All dimensions are in. [mm].
Tolerance ±.005 [.127] unless otherwise specified.



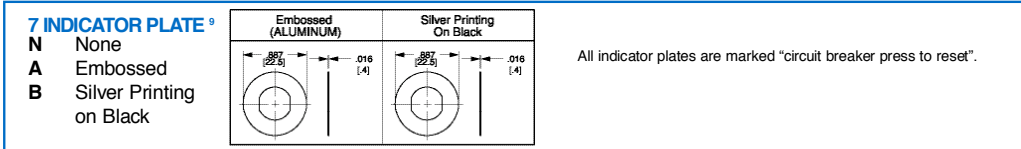
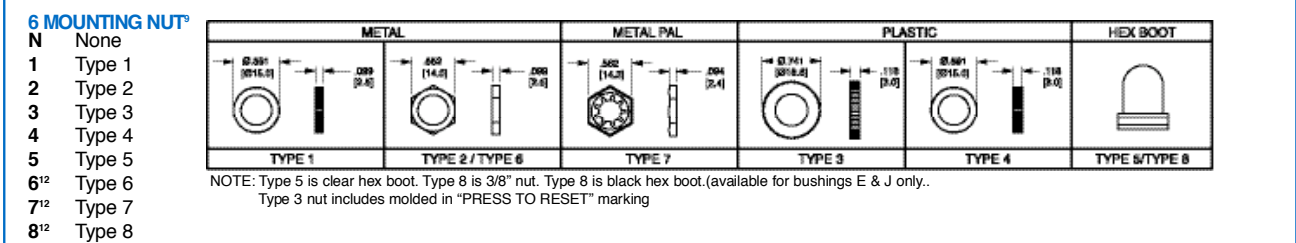
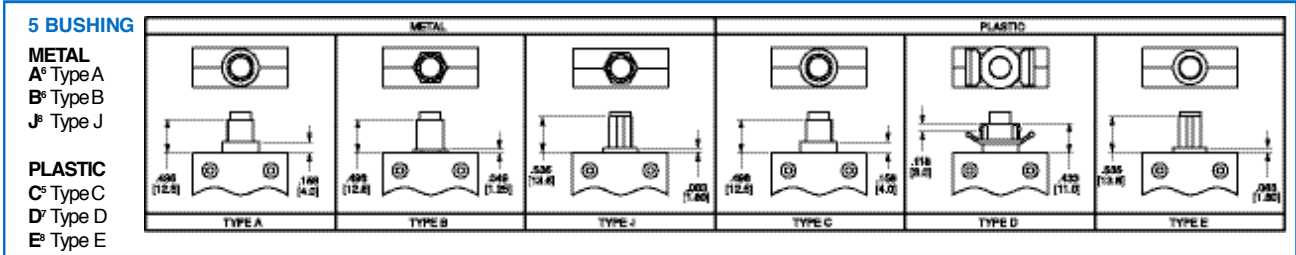
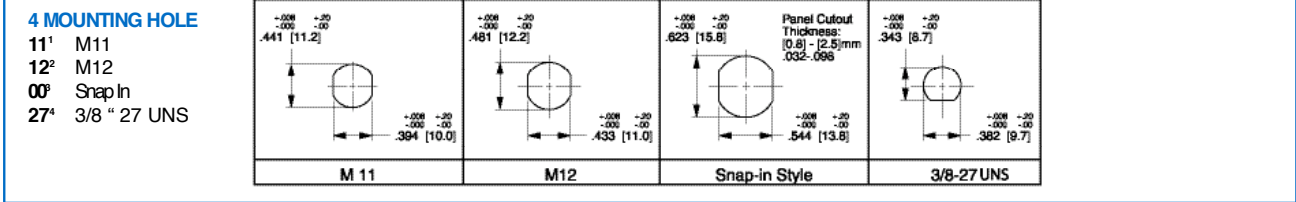
1 SERIES CLB

2 RATING

03	3 amp	05	5 amp	07	7 amp	10	10 amp	13	13 amp	18	18 amp	25	25 amp	35	35 amp
04	4 amp	06	6 amp	08	8 amp	12	12 amp	15	15 amp	20	20 amp	30	30 amp	40	40 amp

3 VOLTAGE

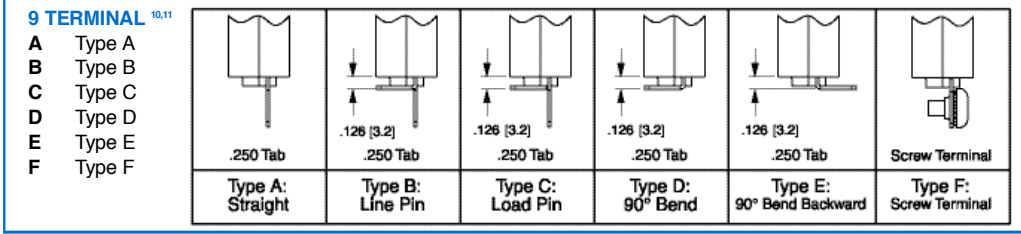
3 125-250VAC/ 32 VDC



NOTES:
All dimensions are in. [mm].
Tolerance ±.005 [.127] unless otherwise specified.
1 Used with bushing A or B only.
2 Used with bushing C only.
3 Used with bushing D only.
4 Used with bushing E & J only.
5 Used with M12 mounting hole only.
6 Used with M11 mounting hole only.
7 Used with mounting hole 00 only.
8 Used with 27 mounting hole only.
9 All hardware available separately, Consult factory.
10 35 & 40 amp ratings must use solder joint to connect wire to non-screw type terminals.
11 Terminals are .040 [1.0] thickness for rating 35 & 40, & .315 [7.8] thickness is for ratings < 35 amps.
12 Available with type E or J bushing only.

8 BUTTON

B Black R Red W White



10 BUTTON MARKING (IF BLANK, NO MARKING.)

Button Marking Orientation: 15

03	3 amp	05	5 amp	07	7 amp	10	10 amp	13	13 amp	18	18 amp	25	25 amp	35	35 amp
04	4 amp	06	6 amp	08	8 amp	12	12 amp	15	15 amp	20	20 amp	30	30 amp	40	40 amp