

Customer Information Sheet

DRAWING No.: M20-615XX05

SHEET 2 OF 2

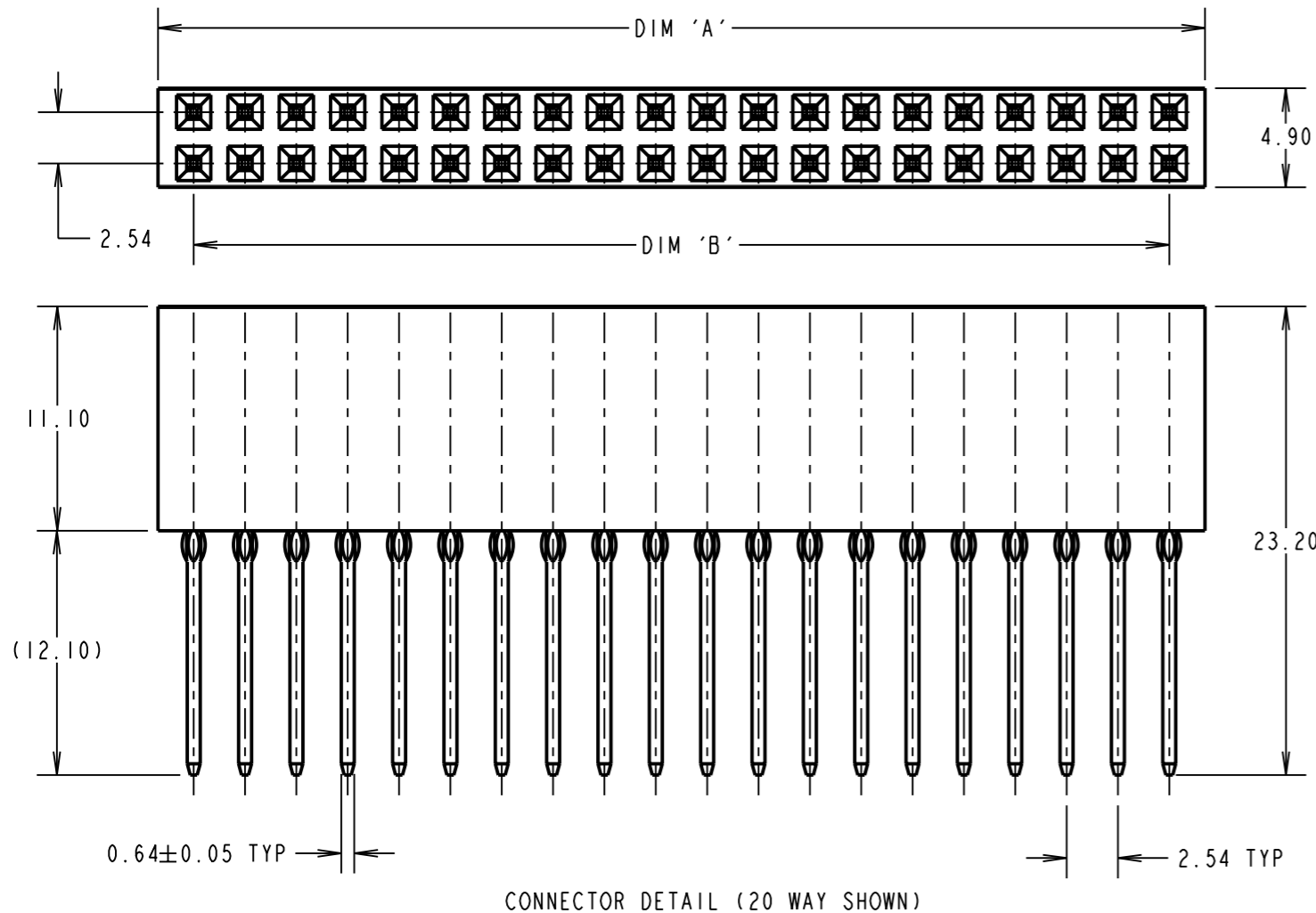
IF IN DOUBT - ASK

©

NOT TO SCALE

THIRD ANGLE PROJECTION

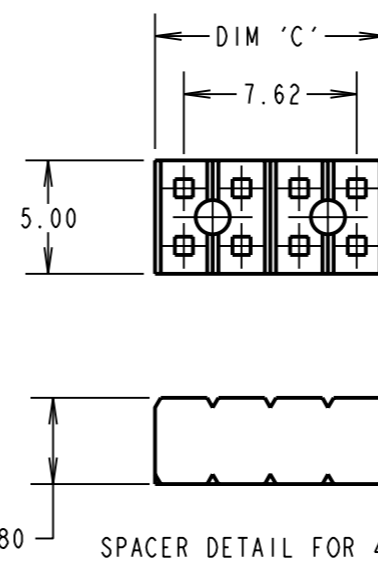
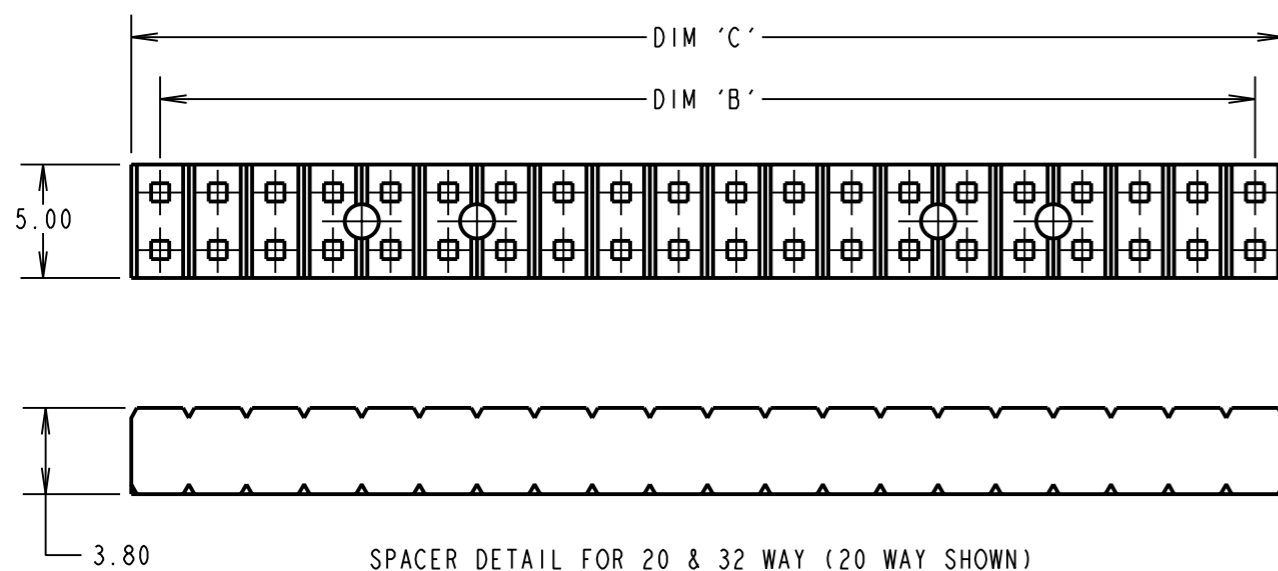
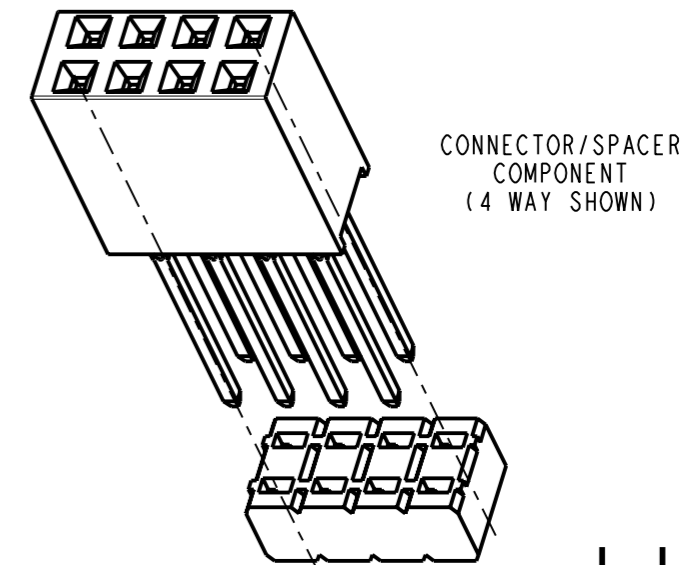
ALL DIMENSIONS IN mm



PART No.	No. OF WAYS	DIM 'A'	DIM 'B'	DIM 'C'
M20-6150405	4+4	11.18	7.62	10.16
M20-6152005	20+20	51.82	48.26	50.80
M20-6153205	32+32	82.30	78.74	81.28

SPECIFICATIONS:
MATERIAL:
 MOULDING = PPS UL94V-0 BLACK
 CONTACTS = PHOSPHOR BRONZE
FINISH:
 CONTACTS = 0.25µ GOLD OVER NICKEL
ELECTRICAL:
 CURRENT RATING = 1 AMP MAX
 VOLTAGE RATING = 12V DC
 CONTACT RESISTANCE = 30 mΩ MAX, 50 mΩ MAX AFTER CONDITIONING
 INSULATION RESISTANCE = 5,000 MΩ MIN
 DIELECTRIC STRENGTH = 1000V AC FOR 1 MINUTE
MECHANICAL:
 DURABILITY = 10 OPERATIONS
 INSERTION FORCE (CONTACT) = 2N/PIN MAX
 WITHDRAWAL FORCE (CONTACT) = 0.25N/PIN MIN
 INSERTION FORCE (BOARD) = 80N/PIN MAX
 WITHDRAWAL FORCE (BOARD) = 20N/PIN MIN
ENVIRONMENTAL:
 TEMPERATURE RANGE = -55°C TO +105°C
PACKING:
 TUBE FOR CONNECTOR & PLASTIC BAG FOR SPACER

- NOTES:**
- ALL TOLERANCES ARE ±0.20 UNLESS OTHERWISE STATED.
 - FOR COMPLETE SPECIFICATION, SEE COMPONENT SPECIFICATION C039XX (LATEST ISSUE).
 - RECOMMENDED PCB PLATED-THROUGH HOLE SIZE:
 DRILLED HOLE = $\varnothing 1.15 \pm 0.02$ mm,
 PLATING THICKNESSES = 25-75µ COPPER, 3µ MIN NICKEL/GOLD,
 FINAL PLATED HOLE = $\varnothing 1.09 - 1.00$ mm.
 - CONTACT DEPTH = 2.63mm.



ORDER CODE:
M20-615XX05
 No. OF WAYS PER ROW
 04, 20, 32

CP	8	03.12.09	10582
NAME	ISS.	DATE	C/NOTE
APPROVED:		C. PENROSE	
CHECKED:		R. ADDE	
DRAWN:		W. J. BOURNE	
CUSTOMER REF.:			
ASSEMBLY DRG:			

HARWIN			THIS DRAWING AND ANY INFORMATION OR DESCRIPTIVE MATTER SET OUT HEREON ARE CONFIDENTIAL AND COPYRIGHT PROPERTY OF THE HARWIN GROUP AND MUST NOT BE DISCLOSED, LOANED, COPIED OR USED FOR MANUFACTURING, TENDERING OR FOR ANY OTHER PURPOSE WITHOUT THEIR WRITTEN PERMISSION.	TOLERANCES X = ±1mm X.X = ±0.25mm X.XX = ±0.10mm X.XXX = ±0.01mm ANGLES = ±5° UNLESS STATED	MATERIAL: SEE ABOVE FINISH: SEE ABOVE S/AREA: mm ²	TITLE: PC104 PRESS-FIT CONNECTOR & SPACER (STACKTHROUGH) DRAWING NUMBER: M20-615XX05	SHT 2 OF 2
HARWIN USA TEL: 603 893 5376 FAX: 603 893 5396 mis@harwin.com	HARWIN Europe (UK) TEL: 023 9231 4545 FAX: 023 9231 4590 mis@harwin.co.uk	HARWIN Asia TEL: +65 6 779 4909 FAX: +65 6 779 3868 mis@harwin.com.sg		ORDER CODE: M20-615XX05 No. OF WAYS PER ROW 04, 20, 32	ASSEMBLY DRG:		