

**PLEASE CHECK WWW.MOLEX.COM FOR LATEST PART INFORMATION**

**Part Number:** [0022031161](#)  
**Status:** **Active**  
**Overview:** [kk](#)  
**Description:** 2.50mm (.098") Pitch Header, Single Row, 7.50mm (.295") Mating Pin Length, 16 Circuits

**Documents:**

[3D Model](#) [Product Specification PS-99020-0088 \(PDF\)](#)  
[Drawing \(PDF\)](#) [RoHS Certificate of Compliance \(PDF\)](#)

**Agency Certification**

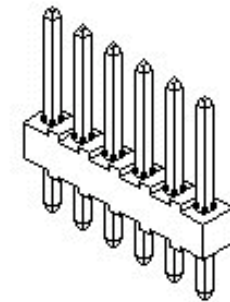
UL E29179

**General**

Product Family PCB Headers  
 Series [3022](#)  
 Application Wire-to-Board  
 Overview [kk](#)  
 Product Name KK®

**Physical**

Breakaway No  
 Circuits (Loaded) 16  
 Circuits (maximum) 16  
 Color - Resin Natural (White)  
 Durability (mating cycles max) 25  
 First Mate / Last Break No  
 Flammability 94V-0  
 Glow-Wire Compliant No  
 Guide to Mating Part No  
 Keying to Mating Part None  
 Lock to Mating Part None  
 Material - Metal Brass  
 Material - Plating Mating Tin  
 Material - Plating Termination Tin  
 Material - Resin Nylon  
 Number of Rows 1  
 Orientation Vertical  
 PC Tail Length (in) 0.134 In  
 PC Tail Length (mm) 3.40 mm  
 PCB Locator No  
 PCB Retention None  
 PCB Thickness Recommended (in) 0.062 In  
 PCB Thickness Recommended (mm) 1.60 mm  
 Packaging Type Bag  
 Pitch - Mating Interface (in) 0.098 In  
 Pitch - Mating Interface (mm) 2.50 mm  
 Plating min: Mating (µin) 200  
 Plating min: Mating (µm) 5  
 Plating min: Termination (µin) 200  
 Plating min: Termination (µm) 5  
 Polarized to Mating Part No  
 Polarized to PCB No  
 Shrouded No  
 Stackable No  
 Temperature Range - Operating -40°C to +105°C



*image - Reference only*

*Series*

**EU RoHS**

**ELV and RoHS Compliant**  
**REACH SVHC**  
 Not Reviewed  
**Halogen-Free Status**  
 Not Reviewed

**China RoHS**



**Need more information on product environmental compliance?**

Email [productcompliance@molex.com](mailto:productcompliance@molex.com)  
 For a multiple part number RoHS Certificate of Compliance, [click here](#)

Please visit the [Contact Us](#) section for any non-product compliance questions.

**Search Parts in this Series**

[3022Series](#)

**Mates With**

[3024 KK® Board-to-Board Receptacle](#)

Termination Interface: Style

Through Hole

**Electrical**

Current - Maximum per Contact

3A

Voltage - Maximum

250V

**Solder Process Data**

Duration at Max. Process Temperature (seconds)

5

Lead-free Process Capability

Wave Capable (TH only)

Max. Cycles at Max. Process Temperature

1

Process Temperature max. C

230

**Material Info**

Old Part Number

3022-16A

**Reference - Drawing Numbers**

Product Specification

PS-99020-0088

Sales Drawing

SD-3022-NA, SDAE-3022-NA-\*

This document was generated on 05/26/2010

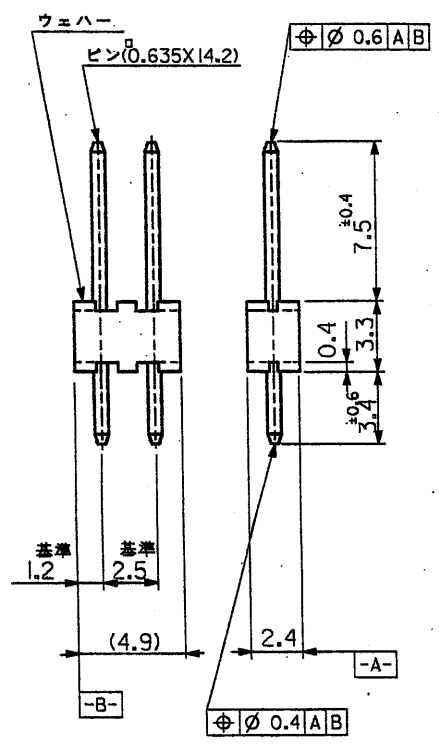
**PLEASE CHECK [WWW.MOLEX.COM](http://WWW.MOLEX.COM) FOR LATEST PART INFORMATION**

8  
7  
6  
5  
4  
3  
2  
1

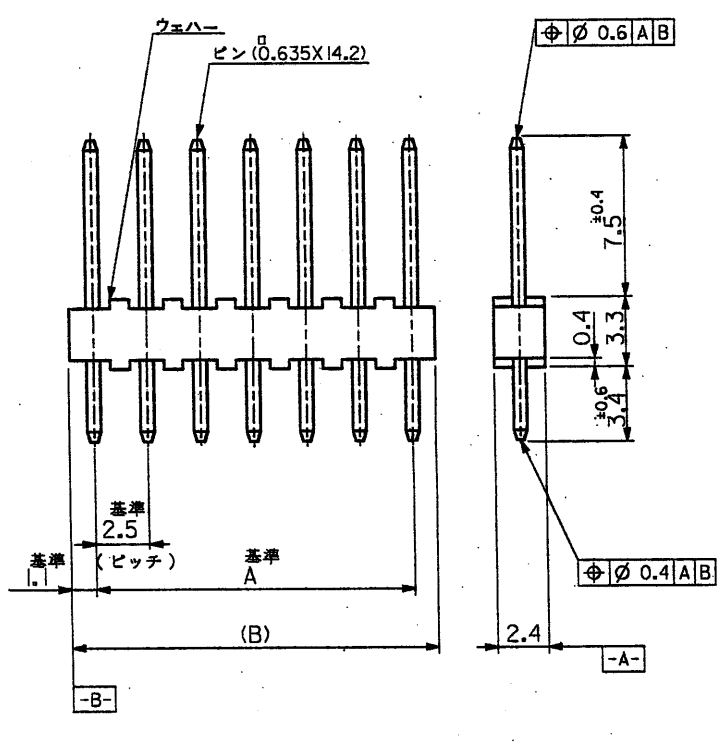
ENG. NO. SD -3022-NA

EDP NO. 22-03-1\*\*1

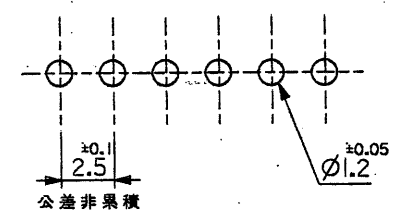
MM DIMENSIONS IN METRIC DO NOT SCALE. DRAWING



2 極



3 極 ~ 20 極



基板取付穴推奨寸法

47.5	49.7	22-03 -1201	3022-20A	20
45	47.2	-1191	-19A	19
42.5	44.7	-1181	-18A	18
40	42.2	-1171	-17A	17
37.5	39.7	-1161	-16A	16
35	37.2	-1151	-15A	15
32.5	34.7	-1141	-14A	14
30	32.2	-1131	-13A	13
27.5	29.7	-1121	-12A	12
25	27.2	-1111	-11A	11
22.5	24.7	-1101	-10A	10
20	22.2	-1091	-09A	9
17.5	19.7	-1081	-08A	8
15	17.2	-1071	-07A	7
12.5	14.7	-1061	-06A	6
10	12.2	-1051	-05A	5
7.5	9.7	-1041	-04A	4
5	7.2	-1031	-03A	3
2.5	4.9	22-03 -1021	3022-02A	2
A	(B)	EDP. NO	ENG. NO.	極数

**NOTES:**

1. ウェハーのソリは、長さ 25.4 mm に対して 0.2 mm MAX.
2. ( ) 内寸法は参考値。

材料 MATERIAL ウェハー: 66ナイロン, UL94V-0 ピン: 黄銅, 銅下付鍍メッキ	MOLEX JAPAN CO., LTD. 日本モレックス株式会社	EDP. NO. 22-03-1**1
仕上げ FINISH --		ENG. NO. SD -3022-NA
適用電線範囲 WIRE RANGE --	REV N	TITLE 名称 KK 2.5 WAFER ASS'Y
抜取外径 INS. RANGE --	DRAWN BY K.KAMATA CHK'D BY DATE 11/6/85	
一般公差 GENERAL TOLERANCES	REVISION RECORD	
角度 ANGLE 30 以上 OVER 10 以上 30 未満 UNDER 10 未満 UNDER	SCALE 4-1	

THIS DRAWING CONTAINS INFORMATION THAT IS PROPRIETARY TO MOLEX/JAPAN AND SHOULD NOT BE USED WITHOUT WRITTEN PERMISSION  
本図面は日本モレックス(株)の所有する情報を含むもので、当社の許可なく複製を禁止する。

10

9

8

7

6

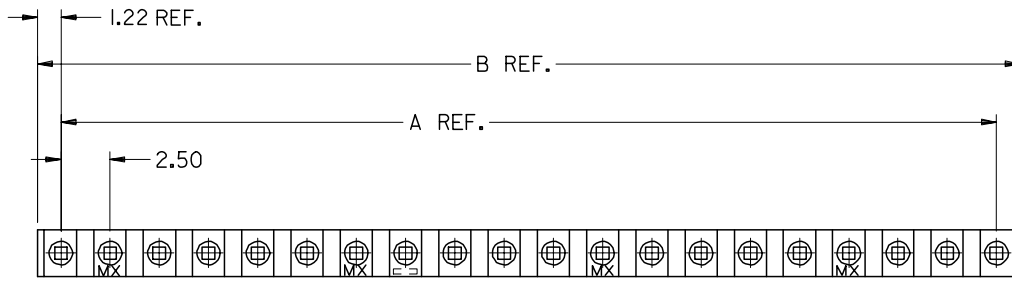
5

4

3

2

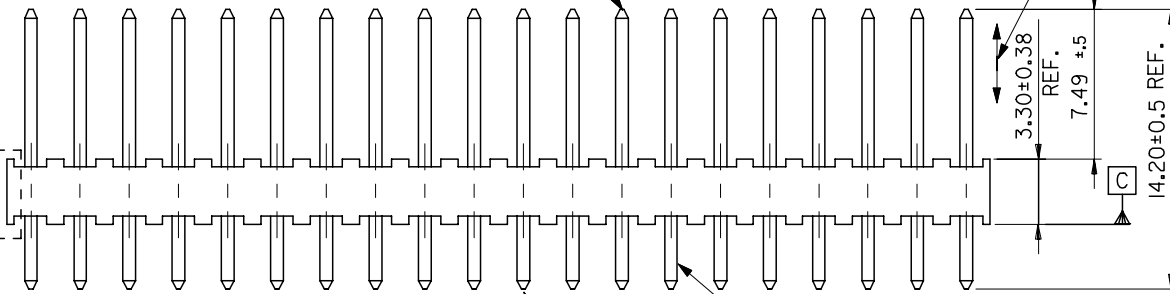
1



Ø 0.51 C

SEE NOTE #1

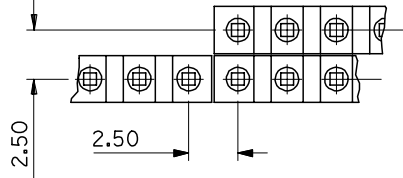
NOTE 5



(0.64) SQ PIN, BRASS  
.0076/.0051 TIN OVER .0028/.0025

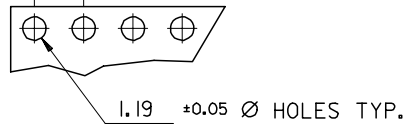
Ø 0.38 C

STACKABLE  
ON 2.45 GRID



2.50  
2.50

2.50 ±0.05 NON-ACCUM.



RECOMMENDED P.C. BOARD  
HOLE DIMENSIONS

NOTES :

- PIN PUSH OUT FORCE: 2 LBS. MIN.
- PIN SOLDERABILITY PER MOLEX ENG. STD. No. 152
- DIMENSIONS SHOWN ARE MILLIMETERS.
- CODE LETTER PRECEDING PART No. DESIGNATES MANUFACTURING LOCATION. I = IRELAND
- STEP ON ALL OCT SIZES  
MXI: STEP ON 2 CCT SIZE ONLY

MAT'L: NYLON BASFKR4205 PER ES-I28B.

NOT TOOLED	AE-3022-25A	25	60.0	62.4
22-03-1221	AE-3022-22A	22	52.5	54.9
22-03-1211	21A	21	50.0	52.4
22-03-1201	20A	20	47.5	49.9
-1191	19A	19	45.0	47.4
-1181	18A	18	42.5	44.9
-1171	17A	17	40.0	42.4
-1161	16A	16	37.5	39.9
-1151	15A	15	35.0	37.4
-1141	14A	14	32.5	34.9
-1131	13A	13	30.0	32.4
-1121	12A	12	27.5	29.9
-1111	11A	11	25.0	27.4
-1101	10A	10	22.5	24.9
-1091	9A	9	20.0	22.4
-1081	8A	8	17.5	19.9
-1071	7A	7	15.0	17.4
-1061	6A	6	12.5	14.9
-1051	5A	5	10.0	12.4
-1041	4A	4	7.5	9.9
-1031	3A	3	5.0	7.4
22-03-1021	AE-3022 -2A	2	2.5	4.9
PART No.	ENG. No.	No OF Ckts.	DIM. A	DIM. B

ADD NOTE 5 EC NO: E2007-0275 DRWN:DCARTON 2006/10/13 CHKD: 2006/10/16 APPR:EOHANY 2006/10/17	QUALITY SYMBOLS	GENERAL TOLERANCES (UNLESS SPECIFIED)	DIMENSION STYLE	SCALE	DESIGN UNITS	THIRD ANGLE PROJECTION															
	$\nabla=0$ $\triangle=0$	<table border="1"> <tr> <th></th> <th>mm</th> <th>INCH</th> </tr> <tr> <td>4 PLACES</td> <td>±---</td> <td>±---</td> </tr> <tr> <td>3 PLACES</td> <td>±---</td> <td>±---</td> </tr> <tr> <td>2 PLACES</td> <td>±0.10</td> <td>±---</td> </tr> <tr> <td>1 PLACE</td> <td>±0.2</td> <td>±---</td> </tr> </table>		mm	INCH	4 PLACES	±---	±---	3 PLACES	±---	±---	2 PLACES	±0.10	±---	1 PLACE	±0.2	±---	MM ONLY	4:1	METRIC	
		mm	INCH																		
	4 PLACES	±---	±---																		
3 PLACES	±---	±---																			
2 PLACES	±0.10	±---																			
1 PLACE	±0.2	±---																			
DESCRIPTION	DRAWN BY	DATE	TITLE	MINI-KON WAFER 2.5 CEN ASSY  MOLEX INCORPORATED																	
	PMOORE	1998/01/10																			
	CHECKED BY	DATE		MOLEX INCORPORATED DOCUMENT NO. SDAE-3022-NA-* SHEET NO. 1 OF 3																	
	OCOSTEL	1998/04/08																			
	APPROVED BY	DATE		THIS DRAWING CONTAINS INFORMATION THAT IS PROPRIETARY TO MOLEX INCORPORATED AND SHOULD NOT BE USED WITHOUT WRITTEN PERMISSION																	
	MWILHITE	1998/04/08																			
	MATERIAL NO.		SEE CHART																		