

S31-704 TO S31-730  
S31-790 TO S31-832

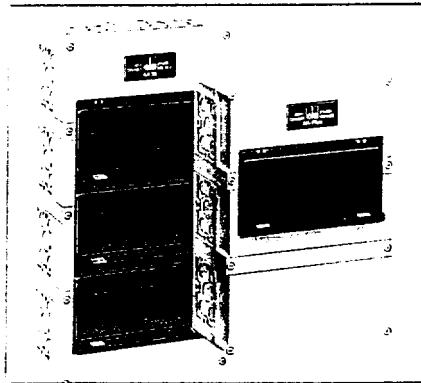
# Switched on and Connected with Elkay

TK Series Enclosures  
and Accessories



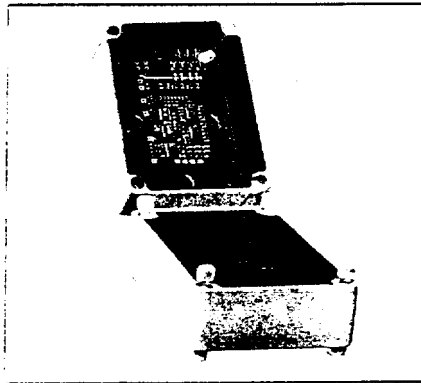
Pages EN01 to EM04.

EK & AK Series  
Enclosures



Pages EN05 to EN06.

HF Series Enclosures  
EMC Shielding



Page EN07.

# ENCLOSURES

Direct Sales Lines

01686 624133 - South East England

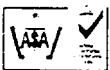
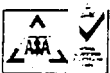
01686 624122 - South West England, The Midlands & Wales

01686 624133 - North England

Telefax

01686 624133

All products in this catalogue which are manufactured by a company accredited as a quality assured source are indicated by the Elkay Quality Symbol.



**Elkay Electrical Manufacturing Co. Ltd.**

Mochdre Industrial Estate, NEWTOWN, Powys, UNITED KINGDOM, GB-SY16 4LF.

Tel: +44 (0) 1686 627000; Fax: +44 (0) 1686 628276

A Smiths Industries Company

# ENCLOSURES

poly carbonate

**Material Properties:**

Zero halogen  
Resistance to water, alcohol, petrol, mineral oil, plant and animal fats, weak and strong acid

**UV Resistance:**

approved to UL746 (Sec 26)

**Flammability:**

UL94 V-1

**Continuous working temp:**

115°C

**Maximum working temp:**

130°C

**Minimum working temp:**

-35°C

**Rating:**

IP66

**Colour:**

Grey (RAL 7035)

**Internal Plating**

Thickness:

50 microns (approx.)

Dimensions

Knockouts


94 X 94 X 57	140-303
110 X 110 X 66	140-304
130 X 94 X 57	140-309
130 X 130 X 75	140-305
180 X 94 X 57	140-310
182 X 180 X 90	140-307
254 X 180 X 90	140-308

*Includes earth terminal which can be located in various positions in the enclosure.*

**PLEASE NOTE**


These shielding effect of these enclosures has been independently tested. Full details of these tests are available on a technical data sheet for the product, which can be provided by our sales office.

*The shielding effect of the enclosure can be affected in the process of installing the complete assembly. Therefore, the manufacturer advises the user to carry out further tests on the complete assembly subsequent to installation.*



## Enclosures - Series STV

For Socket Outlet Combinations



**Material:**

Polycarbonate

**Material Properties:**

Halogen free  
Resistance to water, mineral oil, plant and animal fats and acids (10%)

**Flammability:**

UL94 V1

**Continuous working temp:**

115°C

**Maximum working temp:**

130°C

**Minimum working temp:**

Dimensions* L X W X H	Cat Ref.	Pack
180 X 293 X 110	510-904/03	1
180 X 293 X 110	510-904/04	1
361 X 254 X 110	515-908/02	1
361 X 254 X 110	515-908/03	1

\* These dimensions are the external dimensions of the enclosure. They do not include handle which has height of 40 mm.

Cat Ref.	Specification for:		
	No.	No.	No.

531-790

TO 531-832

## Enclosures - Series AK

**Material:**

Polystyrene (PS)

**Material Properties:**

Low halogen  
Resistance to water, weak acid, alcohol

**Flammability:**

UL94 V-2

**Continuous working temp:**

70°C

**Maximum working temp:**

80°C

**Minimum working temp:**

-40°C

**Colour:**

Grey (RAL 7035)


**Rating:**

IP66 when fitted with appropriate cable gland.  
Otherwise: IP54

Dimensions	Row	Cat Ref.	Pack
L X W X H			
265 X 265 X 140	1	548-412	1
390 X 265 X 140	2	548-424	1
515 X 265 X 140	3	548-436	1
640 X 265 X 140	4	548-448	1
765 X 265 X 140	5	548-460	1

All the enclosures in this range include earth/neutral terminals - see specification below -, an assortment of entry spouts, blank plate and labelling strip.

Cat Ref.	terminals inc.	Pole	max. modules
548-412	2 X 16 <sup>2</sup> , 10 X 6 <sup>2</sup>	12	12 X 17.5 mm
548-424	1 X 25 <sup>2</sup> , 4 X 16 <sup>2</sup> , 12 X 6 <sup>2</sup>	17	24 X 17.5 mm
548-436	1 X 25 <sup>2</sup> , 6 X 16 <sup>2</sup> , 18 X 6 <sup>2</sup>	25	36 X 17.5 mm
548-482	1 X 25 <sup>2</sup> , 6 X 16 <sup>2</sup> , 18 X 6 <sup>2</sup>	25	48 X 17.5 mm
548-460	1 X 25 <sup>2</sup> , 6 X 16 <sup>2</sup> , 18 X 6 <sup>2</sup>	25	60 X 17.5 mm



## Enclosures - Series AK Plus

**Material:**

Polystyrene (PS)

**Material Properties:**

Low halogen.  
Resistance to water, weak acid, alcohol

**Flammability:**

UL94 V-2

**Continuous working temp:**

70°C

**Maximum working temp:**

80°C

**Minimum working temp:**

-40°C

**Colour:**


Grey (RAL 7035)

**Rating:**

IP66 when fitted with appropriate cable gland.  
Otherwise: IP54


Dimensions	Cat Ref.	No. hinged doors	Pack
L X W X H			
390 X 265 X 140	551-412	1	1
515 X 265 X 140	552-412	1	1
515 X 265 X 140	551-424	2	1
640 X 265 X 140	552-424	2	1
640 X 265 X 140	551-436	3	1
765 X 265 X 140	552-436	3	1
765 X 265 X 140	551-448	4	1
890 X 265 X 140	552-448	4	1

With additional space above



Dimensions	Cat Ref.	No. hinged doors	Pack
L X W X H			
390 X 265 X 140	531-412	1	1
515 X 265 X 140	532-412	1	1
515 X 265 X 140	531-424	2	1
640 X 265 X 140	532-424	2	1
640 X 265 X 140	531-436	3	1
765 X 265 X 140	532-436	3	1
765 X 265 X 140	531-448	4	1
890 X 265 X 140	532-448	4	1

With additional space below



The enclosures in this range do not include earth/neutral terminal. They do include an assortment of entry spouts, blank plate and labelling strip.


For the full range of accessories, ask our sales office for details.

531-704 TO

## Enclosures - Series HP

531-730

Dimensions L X W X H	Cat Ref.	Pack
75 X 75 X 42	320-970	10
85 X 85 X 42	322-980	10
90 X 90 X 45	325-990	10
113 X 113 X 58	326-900	2
113 X 113 X 58	329-900*	2



\* This enclosure is designed for assembly onto conduit systems, with special fixing facility on lid.

All the above enclosures each have seven Pg 16 knockouts and 3 universal entry seals.

There is a full range of accessories available: cable glands, terminal blocks, conduit adapters - please ask for details.

**Material:**  
Polystyrene

**Material Properties:**  
Halogen-free - no PVC.  
Resistance to water, mineral oil, plant and animal fats, acids (10%) and alcohol

**Flammability:**  
UL94 V2

**Continuous working temp:**  
55°C

**Maximum working temp:**  
75°C


**Minimum working temp:**  
-20°C

**Weight:**  
0.54 kg

**Colour:**  
RAL 7035

## Enclosures - Series EK

Dimensions L X W X H	Cat Ref.	Pack
94 X 130 X 81	542-402	1
110 X 180 X 110	542-404	1
182 X 180 X 110	542-408	1
254 X 180 X 110	542-412	1
360 X 254 X 110	542-424	1



All the enclosures in this range include earth/neutral terminals - see specification below - assortment of entry spouts, blank plate and labelling strip.

They can be combined with enclosures in the TK range - ask for details.

**Material:**  
Polystyrene  
Also available in polycarbonate by request

**Material Properties:**  
Halogen-free.  
Resistance to water, acid (10%), petrol, mineral oil, mineral oil, plant & animal fat

**Flammability:**  
UL94 V-2

**Continuous working temp:**  
55°C

**Maximum working temp:**  
75°C

**Minimum working temp:**  
-20°C

**Weight:**  
0.66 when fitted with appropriate cable gland. Otherwise: IP54

**Colour:**  
RAL 7035

Cat Ref.	terminals inc	Pole	max. modules
542-402	1 X 16 <sup>2</sup> , 2 X 6 <sup>2</sup>	3	2 X 17.5 mm
542-404	2 X 16 <sup>2</sup> , 3 X 6 <sup>2</sup>	5	4.5 X 17.5 mm
542-408	2 X 16 <sup>2</sup> , 5 X 6 <sup>2</sup>	7	8 X 17.5 mm
542-412	2 X 16 <sup>2</sup> , 10 X 6 <sup>2</sup>	12	12 X 17.5 mm
542-412	4 X 16 <sup>2</sup> , 12 X 6 <sup>2</sup>	17	24 X 17.5 mm



## Enclosures - Series TK: Accessories

**Material:**  
 Polystyrene (low halogen)

**Flammability:**  
 UL 94 HB

**Maximum working temp:**  
 75°C

**IP Rating:**  
 IP54

**Colour:**  
 Grey RAL7035


Pg Thread	Metric Thread	Cat Ref.	Pack
Pg 16	M16	284-416	30
Pg 16	M20	284-420	30
Pg 21	M20	285-420	25
Pg 21	M25	285-425	25
Pg 21	M32	285-432	15

### Locknuts

Pg 16	M16	214-420	100
Pg 16	M20	215-420	100
Pg 21	M20	215-425	100

*For details of cable glands, please see appropriate section of catalogue*

**Adapters & Locknuts**  
 - to mount metric accessories in Pg knockouts



**Material:**  
 High Pressure Polyethylene

**Flammability:**  
 UL 94 HB


**Maximum working temp:**  
 100°C

**Rating:**  
 IP54

**Colour:**  
 Grey RAL7035

Pg Thread	Cable Ø	Cat Ref.	Pack
Pg 9	6-8	213-401	100
Pg 11	7-10	213-402	100
Pg 13.5	9-12	213-403	100
Pg 16	9-14	213-404	100
Pg 21	11-17	213-405	50
Pg 29	18-24	213-406	25

### Twist Nipples




**Material:**  
 Plastic

*fixing screws included*

Dimensions	TK ref.	Cat Ref.	Pack
45 X 45	401, 901, 001, 501	195-001	1
74 X 45	402, 902, 002, 502	195-002	1
74 X 74	403, 903, 003, 503	195-003	1
90 X 90	404, 904, 004, 504	195-004	1
110 X 74	409, 909, 009, 509	195-009	1
110 X 110	405, 905, 005, 505	195-005	1
74 X 160	010, 410, 510, 910	195-010	1
150 X 90	406, 906, 006, 506	195-006	1
150 X 150	407, 907, 007, 507	195-007	1
220 X 150	408, 908, 008, 508	195-008	1
331 X 220	412, 912, 012, 512	195-012	1

### Mounting Plates



**Material:**  
 190-002 - Polycarbonate (halogen free)  
 190-005 - Polystyrene (low halogen)

**Colour:**  
 Grey: RAL7035

For TK enclosures	Cat Ref.	Pack
115-401 to 115-909	190-002	1
115-405 to 114-412	190-005	1

### Hinge Kit

**Material:**  
 Polyethylene (halogen free)

*To join connecting walls of TK enclosures*

For Pg knockout entries	Cat Ref.	Pack
Pg 16	192-001	5
Pg 21	192-002	5
Pg 29	192-003	5
large combination kit	192-018	1

### Combination Kit

# Enclosures - Series TK

## Dimensions - positions of Pg knockouts

M  
P  
F  
U  
M  
7  
H  
I  
C  
C  
M  
F  
U  
M  
1  
R  
H  
C  
M  
I  
f

Cat Ref.*	Dimensions	Cat Ref.*	Dimensions
401, 901, 001, 501.		402, 902, 002, 502.	
403, 903, 003, 503.		404, 904, 004, 504.	
409, 909, 009, 509.		405, 905, 005, 505.	
406, 906, 006, 506.		407, 907, 007, 507.	
408, 908, 008, 508.		412, 912, 012, 512.	

\* this refers to the last three digits of the catalogue reference quoted on pages EN02 & EN03.

Knockouts: = Pg 16/11    = Pg 16    = Pg 21/16 = Pg 21/29   

If you need to fit metric threaded conduits, we have a full range of conduit adapters - see page EN04 for TK Series Accessories.

## Enclosures - Series TK

**Material:**

Glass-fibre re-inforced polycarbonate

**Material Properties.**

Zero Halogen.  
 Resistance to water, alcohol, petrol, mineral oil, vegetable & animal fats, weak & strong acid

**UV Resistance:**

approved to UL 746 (Sec.26)

**Flammability:**

UL94 V-1  
 (Note: versions with transparent covers are rated UL94 V-2)

**Continuous working temp:**

115°C

**Maximum working temp:**

130°C

**Minimum working temp:**

-35°C

**Colour:**

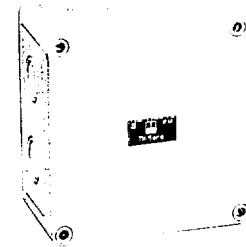
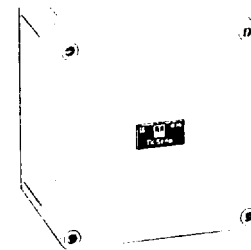
Grey (RAL 7035)

**Rating:**



IP66

L X W X H Dimensions	Cat Ref.	
	With knockouts	With smooth side-walls
65 X 65 X 57	125-401	120-401
65 X 65 X 81	125-901	120-901
94 X 65 X 57	125-402	120-402
94 X 65 X 81	125-902	120-902
94 X 94 X 57	125-403	120-403
94 X 94 X 81	125-903	120-903
110 X 110 X 66	125-404	120-404
110 X 110 X 90	125-904	120-904
130 X 94 X 57	125-409	120-409
130 X 94 X 81	125-909	120-909
130 X 130 X 75	125-405	120-405
130 X 130 X 99	125-905	120-905
180 X 94 X 45	125-410	-
180 X 94 X 69	125-910	-
180 X 110 X 90	125-406	120-406
180 X 110 X 111	125-906	120-906
180 X 110 X 165	126-406	121-406
182 X 180 X 90	125-407	120-407
182 X 180 X 111	125-907	120-907
182 X 180 X 165	126-407	121-407
182 X 180 X 215	126-907	121-907
254 X 180 X 90	125-408	120-408
254 X 180 X 111	125-908	120-908
254 X 180 X 165	126-408	121-408
254 X 180 X 215	126-908	121-908
360 X 254 X 111	125-412	120-412
360 X 254 X 165	125-912	120-912
360 X 254 X 215	126-412	121-412

*With grey lid*



*With transparent lid*



65 X 65 X 57	135-001	130-001
65 X 65 X 81	135-501	130-501
94 X 65 X 57	135-002	130-002
94 X 65 X 81	135-502	130-502
94 X 94 X 57	135-003	130-003
94 X 94 X 81	135-503	130-503
110 X 110 X 66	135-004	130-004
110 X 110 X 90	135-504	130-504
130 X 94 X 57	135-009	130-009
130 X 94 X 81	135-509	130-509
130 X 130 X 75	135-005	130-005
130 X 130 X 99	135-505	130-505
180 X 94 X 45	135-010	-
180 X 94 X 69	135-510	-
180 X 110 X 90	135-006	130-006
180 X 110 X 111	135-506	130-506
180 X 110 X 165	136-006	131-006
182 X 180 X 90	135-007	130-007
182 X 180 X 111	135-507	130-507
182 X 180 X 165	136-007	131-007
182 X 180 X 215	136-507	131-507
254 X 180 X 90	135-008	130-008
254 X 180 X 111	135-508	130-508
254 X 180 X 165	136-008	131-008
254 X 180 X 215	136-508	131-508
360 X 254 X 111	135-001	130-012
360 X 254 X 165	135-512	130-512
360 X 254 X 215	136-012	131-012

ENCLOSURES

## Enclosures - Series TK

# ENCLOSURES

**Material:**  
Polystyrene (PS)

**Material Properties:**  
Low halogen.  
Resistance to water, alcohol,  
weak acid

**Flammability:**  
UL94 V-2

**Continuous working temp:**  
70°C

**Maximum working temp:**  
80°C

**Minimum working temp:**  
-40°C

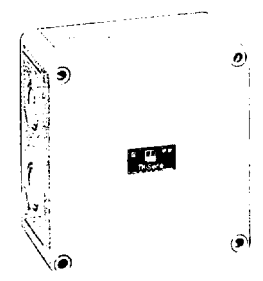
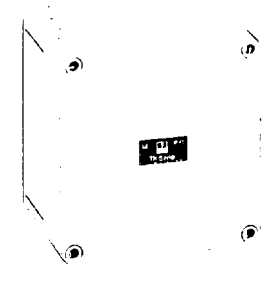
**Colour:**  
Grey (RAL 7035)

**Rating:**  
IP66

L X W X H Dimensions	Cat Ref.	
	With knockouts	With smooth side-walls
65 X 65 X 57	115-401	110-401
65 X 65 X 81	115-901	110-901
94 X 65 X 57	115-402	110-402
94 X 65 X 81	115-902	110-902
94 X 94 X 57	115-403	110-403
94 X 94 X 81	115-903	110-903
110 X 110 X 66	115-404	110-404
110 X 110 X 90	115-904	110-904
130 X 94 X 57	115-409	110-409
130 X 94 X 81	115-909	110-909
130 X 130 X 75	115-405	110-405
130 X 130 X 99	115-905	110-905
180 X 94 X 57	115-410	110-410
180 X 94 X 81	115-910	110-910
180 X 110 X 90	115-406	110-406
180 X 110 X 111	115-906	110-906
180 X 110 X 165	114-406	109-406
182 X 180 X 90	115-407	110-407
182 X 180 X 111	115-907	110-907
182 X 180 X 165	114-407	109-407
182 X 180 X 215	114-907	109-907
254 X 180 X 90	115-408	110-408
254 X 180 X 111	115-908	110-908
254 X 180 X 165	114-408	109-408
254 X 180 X 215	114-908	109-908
360 X 254 X 111	115-412	110-412
360 X 254 X 165	115-912	110-912
360 X 254 X 215	114-412	109-412

65 X 65 X 57	116-001	111-001
65 X 65 X 81	116-501	111-501
94 X 65 X 57	116-002	111-002
94 X 65 X 81	116-502	111-502
94 X 94 X 57	116-003	111-003
94 X 94 X 81	116-503	111-503
110 X 110 X 66	116-004	111-004
110 X 110 X 90	116-504	111-504
130 X 94 X 57	116-009	111-009
130 X 94 X 81	116-509	111-509
130 X 130 X 75	116-005	111-005
130 X 130 X 99	116-505	111-505
180 X 94 X 57	116-010	111-010
180 X 94 X 81	116-510	111-510
180 X 110 X 90	116-006	111-006
180 X 110 X 111	116-506	111-506
180 X 110 X 165	117-006	112-006
182 X 180 X 90	116-007	111-007
182 X 180 X 111	116-507	111-507
182 X 180 X 165	117-007	112-007
182 X 180 X 215	117-507	112-507
254 X 180 X 90	116-008	111-008
254 X 180 X 111	116-508	111-508
254 X 180 X 165	117-008	112-008
254 X 180 X 215	117-508	112-508
360 X 254 X 111	116-001	111-012
360 X 254 X 165	116-512	111-512
360 X 254 X 215	117-012	112-012

*With grey lid*



*With transparent lid*

