



PRELIMINARY

SOLID STATE DEVICES, INC

14849 Firestone Boulevard · La Mirada, CA 90638
Phone: (714) 670-SSDI (7734) · Fax: (714) 522-7424

SSR1445CT/5



Designer's Data Sheet

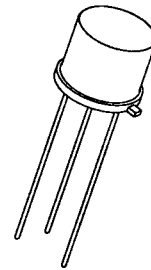
FEATURES:

- Extremely Low Forward Voltage Drop
- Hermetically Sealed
- Guard ring for overvoltage protection
- Eutectic Die Attach
- 150°C Operating Junction Temperature

- TX, TXV, and Space Level Screening Available

7 AMP*
45 VOLTS
CENTERTAP
SCHOTTKY
RECTIFIER

TO-5



MAXIMUM RATINGS

RATING	SYMBOL	VALUE	UNIT
Peak Repetitive Reverse and DC Blocking Voltage	VRRM	45	Volts
	VRWM		
	VR		
Average Rectified Forward Current (Resistive Load, 60Hz, Sine Wave, TA=25°C)	IO	14*	Amps
Peak Surge Current (8.3 ms Pulse, Half Sine Wave Superimposed on IO, allow junction to reach equilibrium between pulses, TA=25°C)	IFSM	150	Amps
Operating and storage temperature	Top & Tstg	-65 to +150	°C
Maximum Thermal Resistance Junction to Case	RθJC	7.0	°C/W

* 7 Amps per leg, 14 Amps total output

NOTE: All specifications are subject to change without notification. SCD's for these devices should be reviewed by SSDI prior to release.

DATA SHEET#: RS0169 B

MED

SSR1445CT/5

PRELIMINARY



SOLID STATE DEVICES, INC

14849 Firestone Boulevard · La Mirada, CA 90638
 Phone: (714) 670-SSDI (7734) · Fax: (714) 522-7424

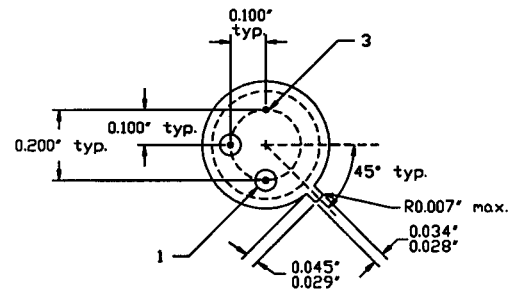
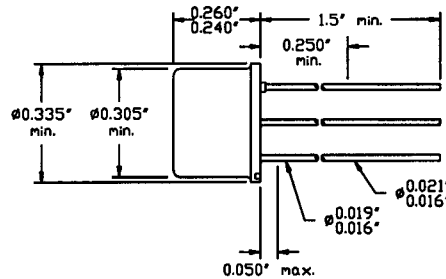
ELECTRICAL CHARACTERISTICS (per leg)

CHARACTERISTICS	SYMBOL	MAXIMUM	UNIT
Instantaneous Forward Voltage Drop (IF = 3 Adc, TA=25°C, 300µs Pulse) (IF = 7 Adc, TA=25°C, 300µs Pulse)	VF1	0.52 0.70	Vdc
Instantaneous Forward Voltage Drop (IF = 3 Adc, TA= - 55°C, 300µs Pulse)	VF2	0.60	Vdc
Reverse Leakage Current (Rated VR, TA=25°C, 300µs pulse minimum)	IR1	100	µA
Reverse Leakage Current (Rated VR, TA=100°C, 300µs pulse minimum)	IR2	5	mA
Junction Capacitance (VR = 10 Vdc, TA=25°C, f= 1 MHz)	CJ	350	pf

CASE OUTLINE: TO-5

NOTES:

- PIN 1: ANODE 1**
- PIN 2: ANODE 2**
- PIN 3: CATHODE**



TYPICAL OPERATING CURVES

(TA=25°C Unless otherwise specified)

