


Base/Gate Driver Transformers



- Lower cost than toroidal equivalents
- Frequency range of 10 - 250 kHz and up
- Industry standard pin centers
- VDE, IEC, UL, CSA compatible
- 3750 VRMS isolation between windings
- UL approved Class 130°C insulation system available (UL File E83628)

Coilcraft **Designer's Kit No. P204** contains samples of 4 standard driver transformers. To order, please contact Coilcraft or visit <http://order.coilcraft.com> to order on-line.

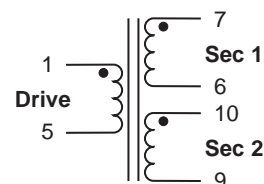
STANDARD VERSION SPECIFICATIONS

DRIVE WINDING	SD250-1	SD250-2	SD250-3	SD250-4
Inductance (Min) ¹	1.5 mH	1.5 mH	1.5 mH	1.5 mH
Leakage inductance (Max) ¹	4.0 μ H	4.0 μ H	4.0 μ H	4.0 μ H
DCR	0.4 Ω	0.4 Ω	0.4 Ω	0.4 Ω
Volt-time product	375 V- μ sec	375 V- μ sec	375 V- μ sec	375 V- μ sec
SECONDARY WINDING(S)				
N _p /N _s (\pm 3%)	1 : 1	1 : 1.5	1 : 1 : 1	1 : 1.5 : 1.5
Cap., drive to sec. (Max)	50 pF	50 pF	50 pF	50 pF
DCR each section (Max)	.75 Ω	2.5 Ω	.75 Ω	2.5 Ω

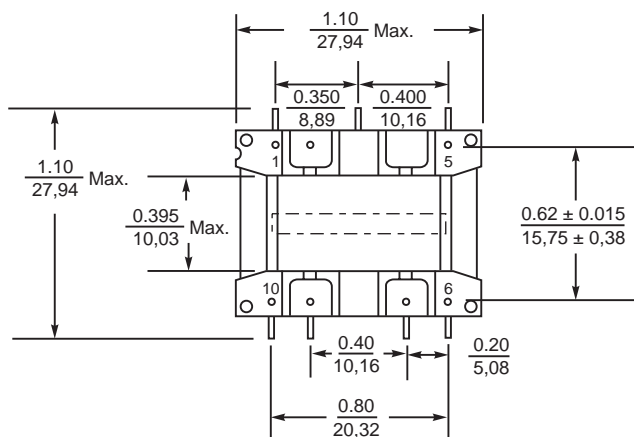
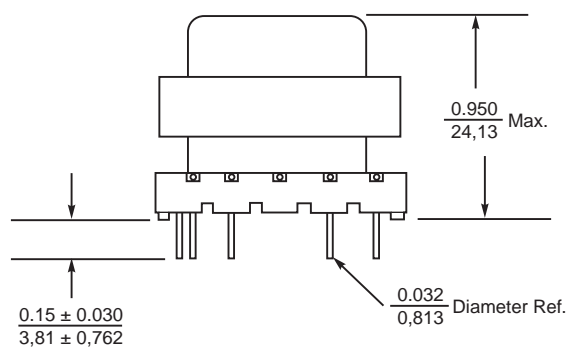
SD250-1 and 250-2



SD250-3 and 250-4



1. Measured at 1 Vrms, 15.75 kHz
2. Operating temperature range -40° C to +85° C.
3. Electrical specifications at 25° C.



(Pins 7 and 9 omitted on SD250-1 and 250-2)



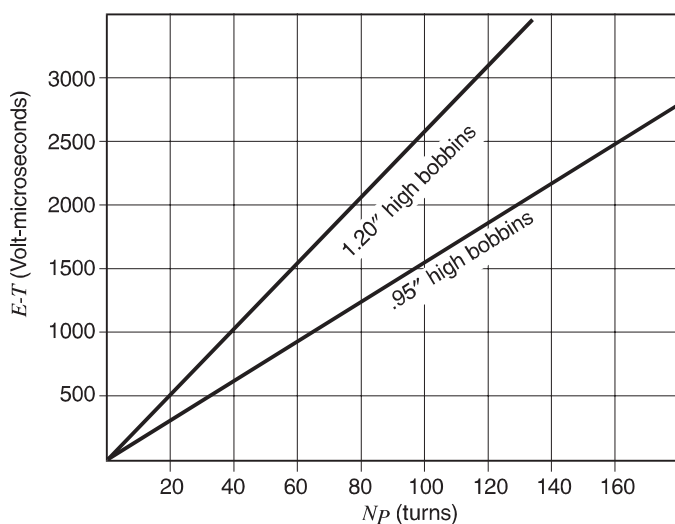
Specifications subject to change without notice. Document 130-1 Revised 9/14/00

CUSTOM VERSION SPECIFICATIONS

In addition to the standard base/gate driver transformers shown here, Coilcraft can provide custom versions to meet your specifications.

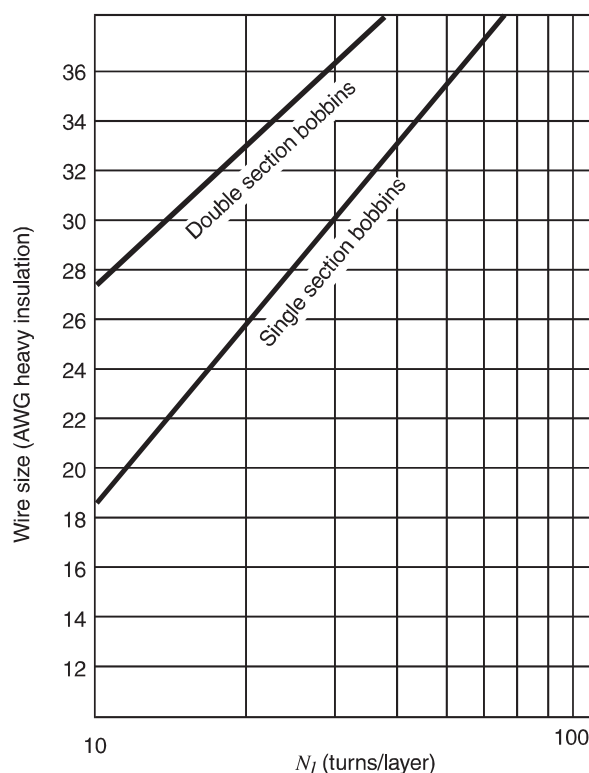
Our two basic structures are the .95" high part shown and a 1.20" high version. Both are available with either single or double sections.

Volt-Time vs Primary Turns*



* Applies to both double and single section bobbins.

Turns Per Layer vs Wire Size*



* Applies to both .95" and 1.20" high bobbins.

Please use the information below to determine the performance characteristics available.

CORE

Initial permeability
 A_e (core cross-sectional area)
 l_e (mean magnetic path length)

	<u>.95" high bobbins</u>	<u>1.20" high bobbins</u>
Initial permeability	2000 μ	2000 μ
A_e (core cross-sectional area)	0.40 cm ²	0.80 cm ²
l_e (mean magnetic path length)	4.90 cm	4.80 cm

BOBBIN

Specifications subject to change without notice. Document 130-2 Revised 11/12/97