

**Triple-Balanced Mixer**

**MY87/MY87C**

V2


**Features**

- LO 0.5 TO 19 GHz
- RF 0.5 TO 19 GHz
- IF 0.03 TO 5 GHz
- LO DRIVE +13 dBm (nominal)
- VERY WIDE BANDWIDTH

**Description**

MY87 is a triple balanced mixer, designed for use in military, commercial and test equipment applications. The design utilizes Schottky ring quad diodes and broadband soft dielectric baluns to attain excellent performance. The use of high temperature solder assembly processes used internally makes it ideal for use in manual, semi-automated assembly. Environmental screening available to MIL-STD-883, MIL-STD-202 or MIL-DTL-28837, consult factory.

**Product Image**



**Ordering Information**

Part Number	Package
MY87	Versapac
MY87C	SMA Connectorized

**Electrical Specifications:  $Z_0 = 50\Omega$   $Lo = +13$  dBm (Downconverter Application only)**

Parameter	Test Conditions	Units	Typical	Guaranteed	
				+25°C	-54° to +85°C
SSB Conversion Loss (max) & SSB Noise Figure (max)	$fR = 1$ to 18 GHz, $fL = 0.5$ to 18 GHz, $fI = 0.03$ to 3 GHz	dB	7.5	10.5	11.0
	$fR = 0.5$ to 18 GHz, $fL = 0.5$ to 18 GHz, $fI = 0.03$ to 4 GHz	dB	8.5	11.0	11.5
	$fR = 0.7$ to 19 GHz, $fL = 3$ to 19 GHz, $fI = 0.03$ to 5 GHz	dB	10.5	12.0	12.5
Isolation, L to R (min)	$fL = 0.5$ to 3 GHz	dB	17	10	8
	$fL = 3$ to 19 GHz	dB	30	20	18
Isolation, L to I (min)	$fL = 0.5$ to 5 GHz	dB	32	22	20
1 dB Conversion Comp.	$fL = +13$ dBm	dBm	+8		
Input IP3	$fR1 = 5$ GHz at -6 dBm, $fR2 = 6.01$ GHz at -6 dBm, $fL = 7$ GHz at +13 dBm	dBm	+16.5		
	$fR1 = 15$ GHz at -6 dBm, $fR2 = 15.01$ GHz at -6 dBm, $fL = 18$ GHz at +13 dBm	dBm	+18		

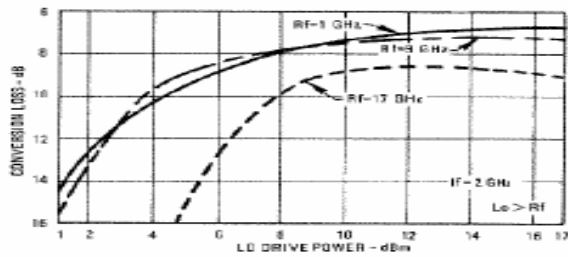
**Triple-Balanced Mixer**

**MY87/MY87C**

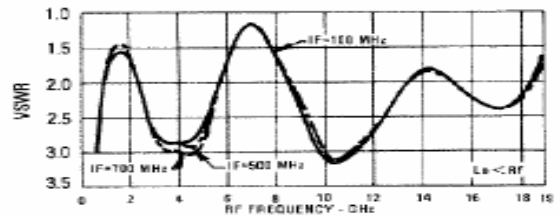
V2

**Typical Performance Curves**

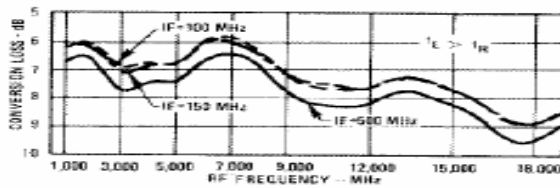
**Conversion Loss vs. LO Drive Power**



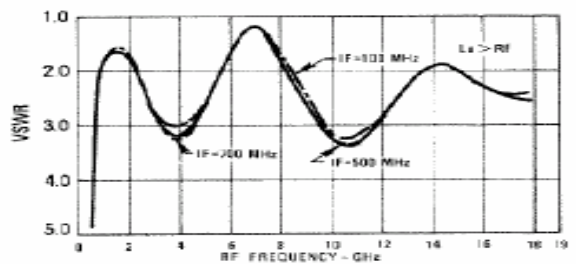
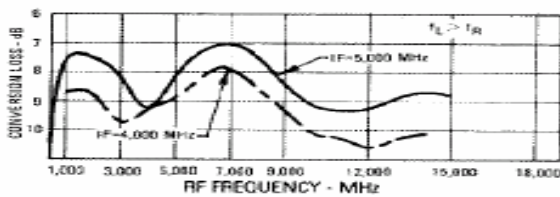
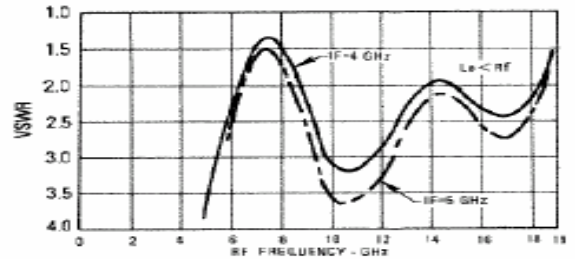
**R-Port VSWR vs. Frequency**



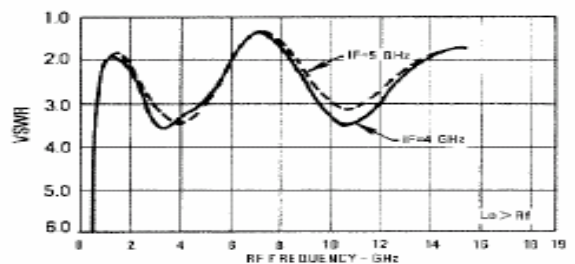
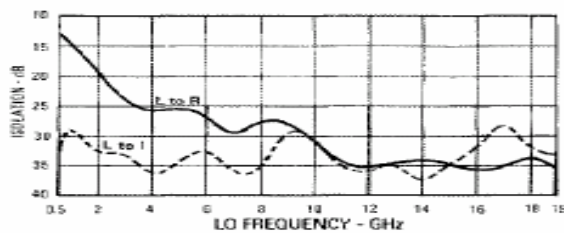
**Conversion Loss vs. Frequency LO @ +13 dBm**



**R-Port VSWR vs. Frequency**



**Isolation vs. Frequency**



**Triple-Balanced Mixer**

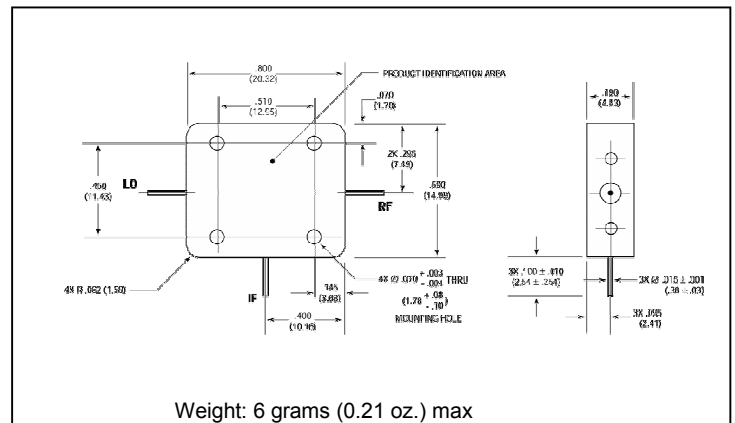
**MY87/MY87C**

V2

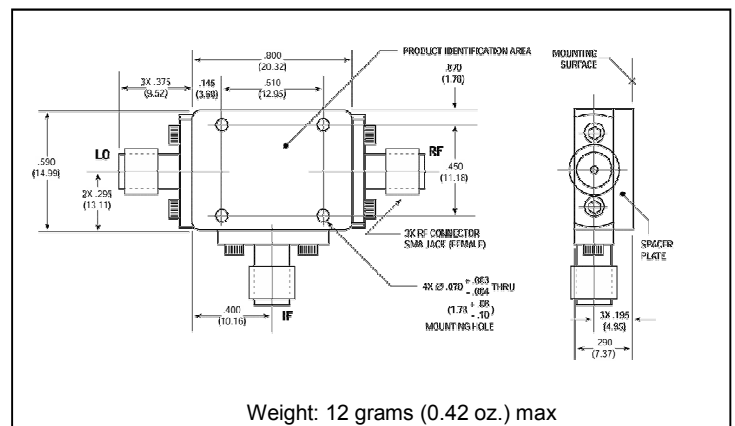
**Absolute Maximum Ratings**

Parameter	Absolute Maximum
Operating Temperature	-54°C to +100°C
Storage Temperature	-65°C to +100°C
Peak Input Power	+26 dBm max @ +25°C +23 dBm max @ +100°C
Peak Input Current	100 mA DC

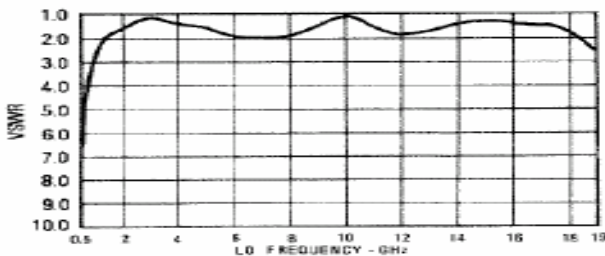
**Outline Drawing: Versapac \***



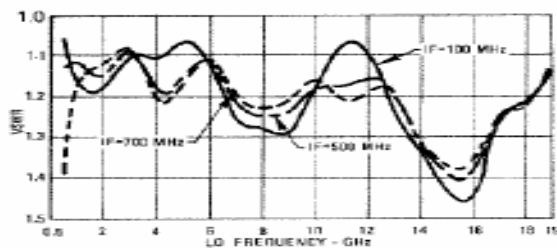
**Outline Drawing: SMA Connectorized \***



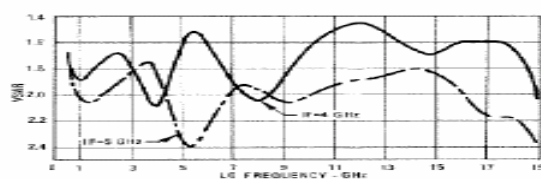
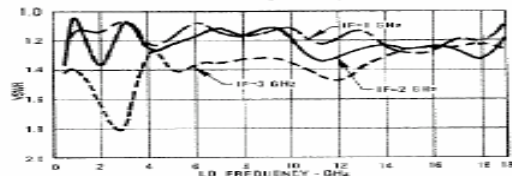
**L-PORT VSWR vs. Frequency**



**I-Port VSWR vs. Frequency**



**I-Port VSWR vs. Frequency**



\* Dimensions are inches (millimeters) ±0.015 (0.38) unless otherwise specified.