


VXO-P9-3DSM-6p

High frequency SMD VCXO
LVDS

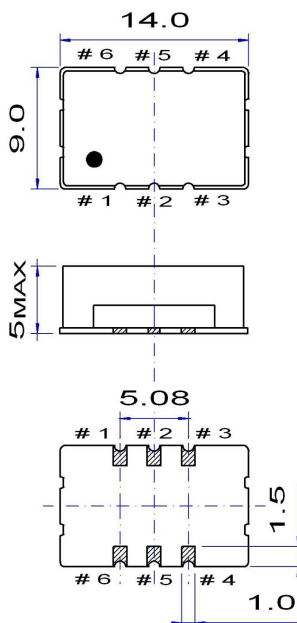
QuartzCom
the communications company



Features

- Applications: wireless communications, 10 Gigabit Ethernet Fibre Channel, broadband access, DSL, GPON
- Output frequency up to 700 MHz
- Low jitter < 3 ps

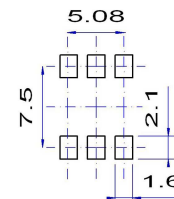
Parameter	Specification	
Frequency range	100 ~ 700 MHz	
Standard frequencies	122.88 , 125, 155.52, 156.25, 159.375, 200, 212.50, 300, 350 312.50, 350, 400, 491.52, 622.08 & 625 MHz	
Supply voltage	+3.3 V +2.5 V	±5 % on request
Supply current	75 ~ 100 mA	
Frequency stability (all inclusive) (*)	< ±25 ppm < ±50 ppm	over -20 ~ +70 °C over -40 ~ +85 °C
Output signal	LVDS	
Output voltage	$V_{OH} \leq 1.60$ V	$V_{OL} \geq 0.9$ V
Output load	100 Ω	
Symmetry	45 ~ 55 %	@ ½ Vdc
Rise / Fall time	< 1 ns	
Frequency pulling range	±50 ~ ±100 ppm	
Voltage control	+1.65 V	±1.35 V positive slope
Enable / Disable function	Pin #2 = high or open Pin #2 = low	Pin #4 & #5 → (E) signal Pin #4 & #5 → (D) no signal
Jitter (rms)	< 3 ps	@ 12 kHz ~ 20 MHz from carrier frequency
Operating temperature range	-20 ~ +70 °C -40 ~ +85 °C	commercial application industrial application
Packaging units	tape & reel	500 or 1'000 pieces
(*) All inclusive frequency stability vs. temperature, tolerance, aging, supply & load variation		
Customer specifications on request		



Pin function

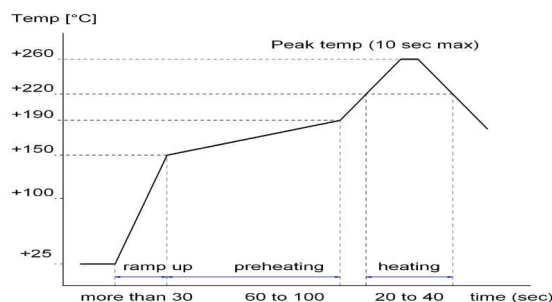
- # 1 Vc Voltage control
- # 2 E/D or not connected
- # 3 GND
- # 4 Output
- # 5 Complementary output
- # 6 Vdc

Example for solder pattern



Do not design any conductive path between the pattern

Example for IR reflow soldering temperature



2002/95/EC RoHS compliant