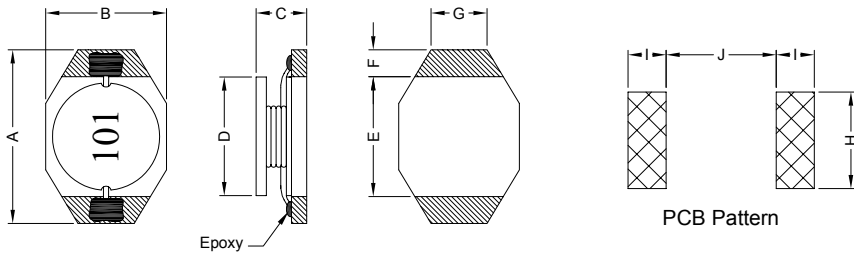


1. PART NO. EXPRESSION :

P D B 1 6 0 8 1 R 0 M Z F
 (a) (b) (c) (d)(e)(f)

- (a) Series code
- (b) Dimension code
- (c) Inductance code : 1R0 = 1.0uH
- (d) Tolerance code : M = ±20%
- (e) X, Y, Z : Standard part
- (f) F : RoHS Compliant

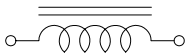
2. CONFIGURATION & DIMENSIONS :



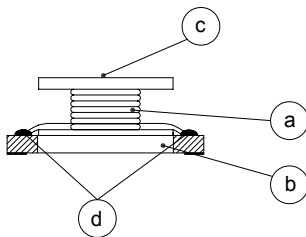
Unit:m/m

A	B	C	D	E	F	G	H	I	J
6.60 Max.	4.45 Max.	2.92 Max.	3.94 Ref.	4.32 Ref.	1.02 Ref.	1.27 Ref.	3.56 Ref.	1.40 Ref.	4.06 Ref.

3. SCHEMATIC :



4. MATERIALS :



- (a) Wire
- (b) Base
- (c) Ink
- (d) Epoxy

5. GENERAL SPECIFICATION :

- a) Test Frequency : 100KHz, 0.1Vrms, 0Adc
- b) ΔL/LOA : 10% Typ. at Idc
- c) Storage temp. : -40°C to +125°C
- d) Operating temp. : -40°C to +85°C



RoHS Compliant

NOTE : Specifications subject to change without notice. Please check our website for latest information.

11.05.2010

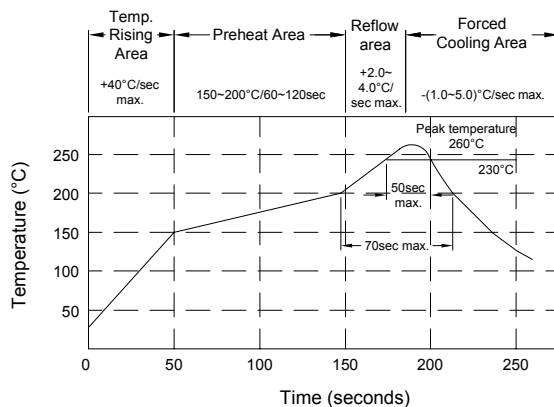


SUPERWORLD ELECTRONICS (S) PTE LTD

6. ELECTRICAL CHARACTERISTICS :

Part No.	Inductance (μ H)	Test Frequency (Hz)	RDC (m Ω) Max.	IDC (A) Max.
PDB16081R0MZF	1.0 \pm 20%	0.1V/100K	50	2.90
PDB16081R5MZF	1.5 \pm 20%	0.1V/100K	60	2.60
PDB16082R2MZF	2.2 \pm 20%	0.1V/100K	70	2.30
PDB16082R7MZF	2.7 \pm 20%	0.1V/100K	80	2.10
PDB16083R3MZF	3.3 \pm 20%	0.1V/100K	80	2.00
PDB16084R7MZF	4.7 \pm 20%	0.1V/100K	90	1.50
PDB16086R8MZF	6.8 \pm 20%	0.1V/100K	130	1.20
PDB16088R2MZF	8.2 \pm 20%	0.1V/100K	160	1.15
PDB1608100MZF	10.0 \pm 20%	0.1V/100K	160	1.10
PDB1608150MZF	15.0 \pm 20%	0.1V/100K	230	0.90
PDB1608220MZF	22.0 \pm 20%	0.1V/100K	370	0.70
PDB1608330MZF	33.0 \pm 20%	0.1V/100K	510	0.58
PDB1608470MZF	47.0 \pm 20%	0.1V/100K	640	0.50
PDB1608680MZF	68.0 \pm 20%	0.1V/100K	860	0.40
PDB1608101MZF	100.0 \pm 20%	0.1V/100K	1270	0.31
PDB1608151MZF	150.0 \pm 20%	0.1V/100K	2000	0.27
PDB1608221MZF	220.0 \pm 20%	0.1V/100K	3110	0.22
PDB1608331MZF	330.0 \pm 20%	0.1V/100K	3800	0.18
PDB1608471MZF	470.0 \pm 20%	0.1V/100K	5060	0.16
PDB1608681MZF	680.0 \pm 20%	0.1V/100K	9200	0.14
PDB1608102MZF	1000.0 \pm 20%	0.1V/100K	13800	0.10

Peak Temp : 260°C max.
 Max time above 230°C : 50sec max.
 Max time above 200°C : 70sec max.

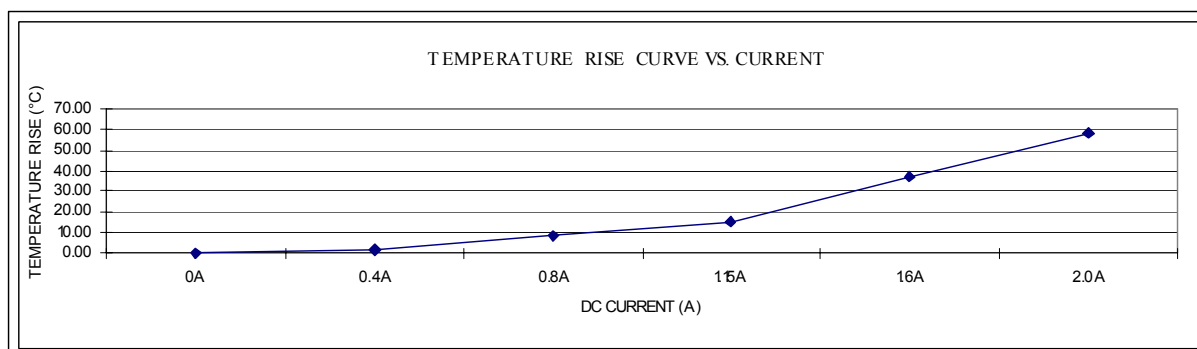
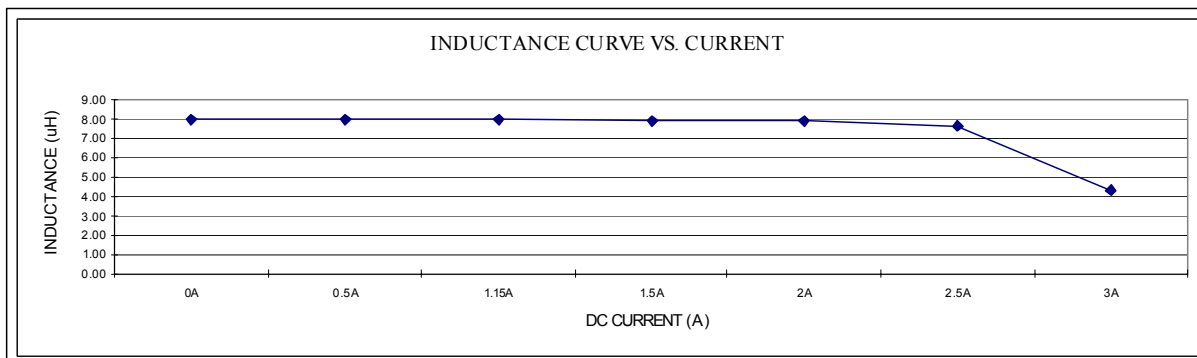


RoHS Compliant

NOTE : Specifications subject to change without notice. Please check our website for latest information.



7. CHARACTERISTICS CURVES :



NOTE : Specifications subject to change without notice. Please check our website for latest information.



RoHS Compliant

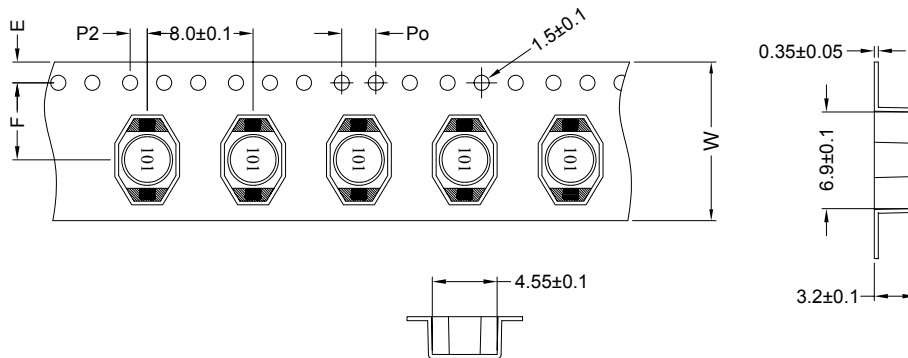
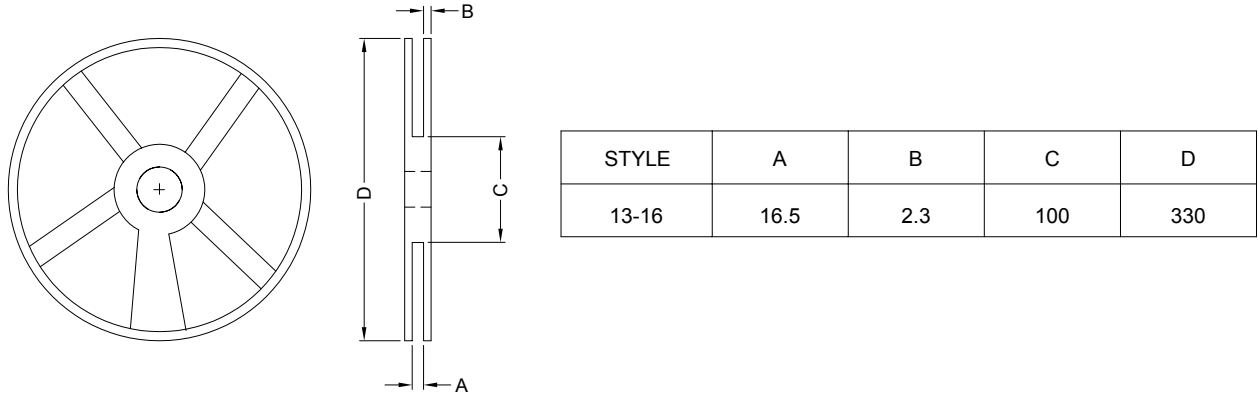
11.05.2010



SUPERWORLD ELECTRONICS (S) PTE LTD

8. PACKAGING INFORMATION :

(1) CONFIGURATION



(2) DIMENSIONS

STYLE	E	F	P2	Po	W
13-16	1.75±0.1	7.5±0.1	2.0±0.1	4.0±0.1	16.0±0.3

(3) Q'TY & G.W. PER PACKAGE

SERIES	Reel	Inner Carton			Outer Carton		
	Qty	Reel	Qty (pcs)	Size (mm)	Reel	Qty (pcs)	Size (mm)
PDB1608	2000	3	6000	345x340x70	6	12000	360x350x156



RoHS Compliant

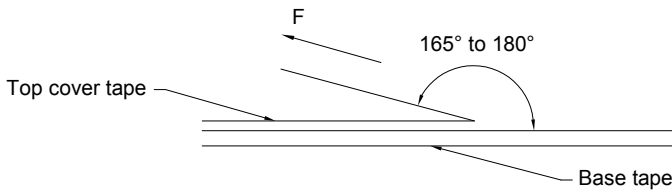
NOTE : Specifications subject to change without notice. Please check our website for latest information.

11.05.2010



SUPERWORLD ELECTRONICS (S) PTE LTD

(4) Tearing Off Force



The force for tearing off cover tape is 5 to 120 grams in the arrow direction under the following conditions.

Room Temp. (°C)	Room Humidity (%)	Room atm (hPa)	Tearing Speed (mm/min)
5~35	45~85	860~1060	300

Application Notice

1. Storage Conditions :

To maintain the solderability of terminal electrodes :

- a) Temperature and humidity conditions : Less than 40°C and 70% RH.
- b) Recommended products should be used within 6 months from the time of delivery.
- c) The packaging material should be kept where no chlorine or sulfur exists in the air.

2. Transportation :

- a) Products should be handled with care to avoid damage or contamination from perspiration and skin oils.
- b) The use of tweezers or vacuum pick up is strongly recommended for individual components.
- c) Bulk handling should ensure that abrasion and mechanical shock are minimized.



RoHS Compliant

NOTE : Specifications subject to change without notice. Please check our website for latest information.

11.05.2010



SUPERWORLD ELECTRONICS (S) PTE LTD