

PLEASE CHECK WWW.MOLEX.COM FOR LATEST PART INFORMATION

Part Number: [0873812017](#)
Status: **Active**
Description: 2.00mm (.079") Pitch Milli-Grid™ Receptacle, Surface Mount, Top Entry, 0.76µm (30µ") Gold (Au) Plating, without Cap, with Locating Peg, 20 Circuits, Leadfree

Documents:

[3D Model](#) [Product Specification PS-87380-002 \(PDF\)](#)
[Drawing \(PDF\)](#) [RoHS Certificate of Compliance \(PDF\)](#)

Agency Certification

CSA LR19980
 UL E29179

General

Product Family PCB Receptacles
 Series [87381](#)
 Application Board-to-Board
 Product Literature Order No 987650-1991
 Product Name Milli-Grid™

Physical

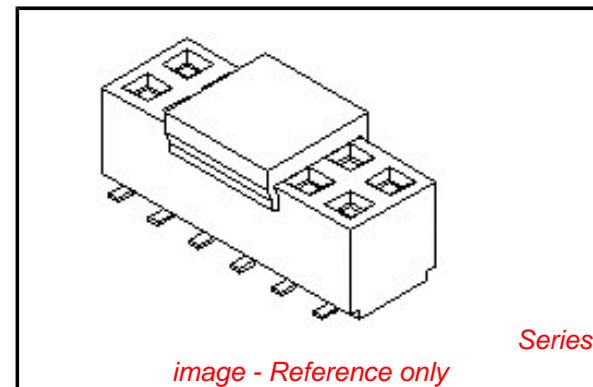
Circuits (Loaded) 20
 Circuits (maximum) 20
 Color - Resin Black
 Durability (mating cycles max) 25
 Flammability 94V-0
 Glow-Wire Compliant No
 Lock to Mating Part None
 Material - Metal Phosphor Bronze
 Material - Plating Mating Gold
 Material - Plating Termination Tin-Lead
 Material - Resin High Temperature Thermoplastic
 Number of Rows 2
 Orientation Vertical
 PCB Locator Yes
 PCB Retention None
 Packaging Type Tube
 Pitch - Mating Interface (in) 0.079 In
 Pitch - Mating Interface (mm) 2.00 mm
 Pitch - Term. Interface (in) 0.079 In
 Pitch - Term. Interface (mm) 2.00 mm
 Plating min: Mating (µin) 30
 Plating min: Mating (µm) 0.76
 Plating min: Termination (µin) 50
 Plating min: Termination (µm) 1.27
 Polarized to PCB Yes
 Surface Mount Compatible (SMC) N/A
 Temperature Range - Operating -55°C to +105°C
 Termination Interface: Style Surface Mount

Electrical

Current - Maximum per Contact 1.9A
 Voltage - Maximum 125V

Solder Process Data

Duration at Max. Process Temperature (seconds) 12
 Lead-free Process Capability Reflow Capable (SMT only)



EU RoHS

ELV and RoHS Compliant
REACH SVHC Contains SVHC: No
Halogen-Free Status

China RoHS



Not Reviewed

Need more information on product environmental compliance?

Email productcompliance@molex.com
 For a multiple part number RoHS Certificate of Compliance, [click here](#)

Please visit the [Contact Us](#) section for any non-product compliance questions.

Search Parts in this Series

[87381Series](#)

Mates With

[87758](#) Vertical, Through Hole, Stackable PCB Header, [87759](#) Vertical, Surface Mount, Stackable PCB Header, [87760](#) Right Angle, Through Hole, Stackable PCB Header, [87831](#) Vertical, Through Hole PCB Header, [87832](#) Vertical, Surface Mount PCB

Max. Cycles at Max. Process Temperature	1
Process Temperature max. C	260

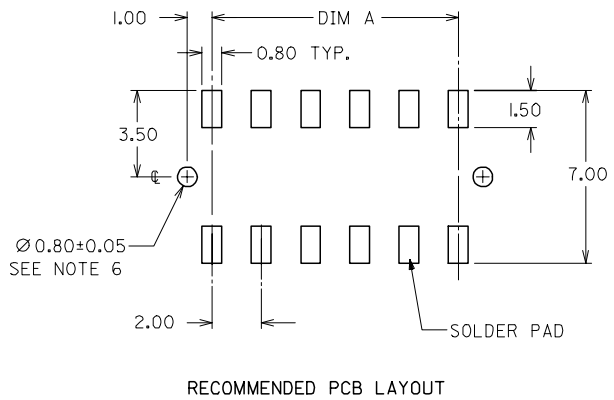
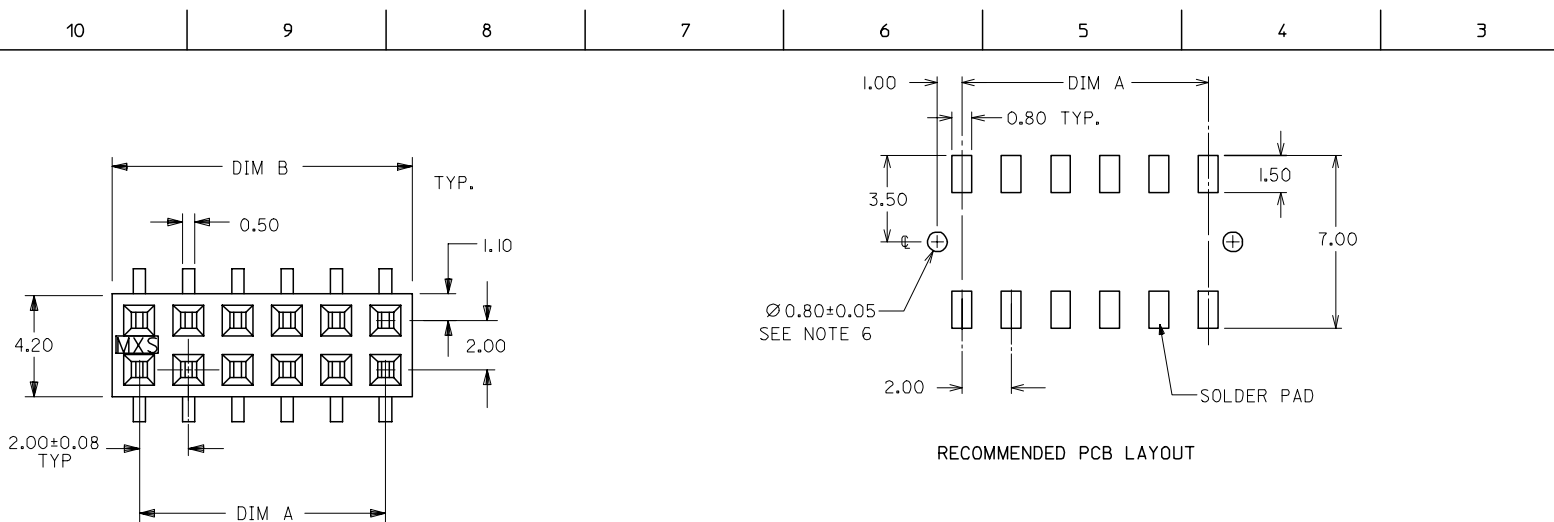
Material Info

Reference - Drawing Numbers

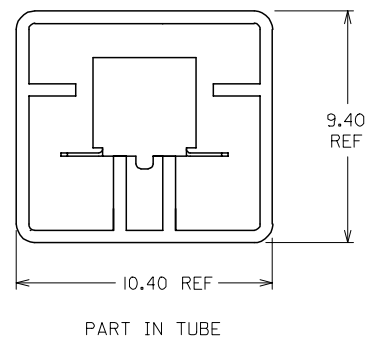
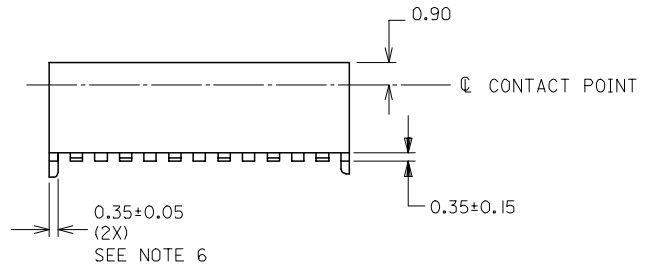
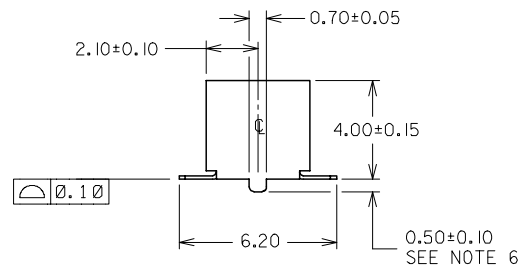
Product Specification	PS-87380-002
Sales Drawing	SD-87381-****

This document was generated on 03/18/2010

PLEASE CHECK WWW.MOLEX.COM FOR LATEST PART INFORMATION

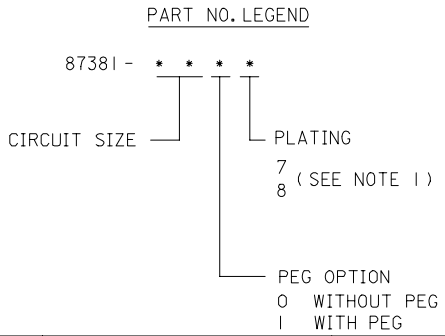


PART NUMBER	CKT. SIZE	DIM A	DIM B
87381-06**	6	4.00	6.00
87381-08**	8	6.00	8.00
87381-10**	10	8.00	10.00
87381-12**	12	10.00	12.00
87381-14**	14	12.00	14.00
87381-16**	16	14.00	16.00
87381-18**	18	16.00	18.00
87381-20**	20	18.00	20.00
87381-22**	22	20.00	22.00
87381-24**	24	22.00	24.00
87381-26**	26	24.00	26.00
87381-28**	28	26.00	28.00
87381-30**	30	28.00	30.00
87381-32**	32	30.00	32.00
87381-34**	34	32.00	34.00
87381-36**	36	34.00	36.00
87381-38**	38	36.00	38.00
87381-40**	40	38.00	40.00
87381-42**	42	40.00	42.00
87381-44**	44	42.00	44.00
87381-46**	46	44.00	46.00
87381-48**	48	46.00	48.00
87381-50**	50	48.00	50.00



NOTES:

- PLATING FINISH :
 - 7 - 0.76um MIN. GOLD IN CONTACT AREA
1.27um MIN. TIN IN SOLDER TAIL AREA
BOTH OVER 1.27um MIN NICKEL OVERALL
 - 8 - 0.38um MIN. GOLD IN CONTACT AREA
1.27um MIN. TIN IN SOLDER TAIL AREA
BOTH OVER 1.27um MIN NICKEL OVERALL
- 12 CKT SIZE SHOWN FOR ILLUSTRATION ONLY. SEE CHART FOR ALL AVAILABLE PART SIZES
- PRODUCT SPECIFICATION PS-87380 APPLIES
- COPLANARITY OF SOLDER TAILS ARE TO BE MEASURED BY RESTING THE PART ON A FLAT GAUGE SURFACE
- OTHER PLATING OPTIONS AVAILABLE. PLEASE CONTACT FACTORY
- PEG AND PCB HOLE OPTIONAL. SEE PART LEGEND FOR PART CONFIGURATON
- PARTS SHALL BE PACKED IN MOISTURE BARRIER BAG.



ADD NOTE 7. EC NO: S2008-0281 DRWNS:KANG CHKD:ATSEE APPR:MLONG	REV	DESCRIPTION	QUALITY SYMBOLS	GENERAL TOLERANCES (UNLESS SPECIFIED)		DIMENSION STYLE		SCALE	DESIGN UNITS	THIRD ANGLE PROJECTION	
				mm	INCH	MM ONLY	TITLE				
1			▽=0 ▽C=0	4 PLACES	± ---	± ---	DRAWN BY	TAY	DATE	1993/01/21	
				3 PLACES	± ---	± ---	CHECKED BY	SKTOH	DATE	1993/01/26	
				2 PLACES	± 0.10	± ---	APPROVED BY	RWONG	DATE	1993/01/27	
				1 PLACE	± ---	± ---	MATERIAL NO.		DOCUMENT NO.	SD-87381-****	
				ANGULAR ± 3 °		SEE TABLE				SHEET NO.	1 OF 1
				DRAFT WHERE APPLICABLE MUST REMAIN WITHIN DIMENSIONS		SIZE A3		THIS DRAWING CONTAINS INFORMATION THAT IS PROPRIETARY TO MOLEX INCORPORATED AND SHOULD NOT BE USED WITHOUT WRITTEN PERMISSION			