

**PLEASE CHECK WWW.MOLEX.COM FOR LATEST PART INFORMATION**

**Part Number:** **0502247112**  
**Status:** **Active**  
**Description:** Ring Tongue Terminal for 16-22 AWG, Closed Uninsulated Brazed Barrel, Stud Size 5 (M3), Oxygen-Free Copper, Length 12.00mm (.472")

**Documents:**

[Drawing \(PDF\)](#) [Product Specification PS-50224-002 \(PDF\)](#)  
[Product Specification PS-50224-001 \(PDF\)](#) [RoHS Certificate of Compliance \(PDF\)](#)

**General**

Product Family	Ring and Spade Terminals
Series	50224
Crimp Quality Equipment	Yes
Mil-Spec	N/A
Product Name	R (Ring)
Type	Ring

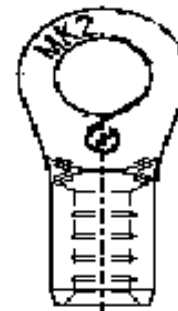
**Physical**

Barrel Type	Closed - Brazed
Insulation	None
Material - Plating Mating	Tin
Packaging Type	Bag
Plating min: Mating (µin)	40
Plating min: Mating (µm)	1
Plating min: Termination (µin)	40
Plating min: Termination (µm)	1
Stud Size	5 (M3)
Termination Interface: Style	Crimp or Compression
Wire Size AWG	16, 18, 20, 22
Wire Size mm <sup>2</sup>	0.25 - 1.65

**Material Info**

**Reference - Drawing Numbers**

Product Specification	PS-50224-001, PS-50224-002
Sales Drawing	SD-50224-001



Series  
image - Reference only

**EU RoHS**

**ELV and RoHS Compliant**  
**REACH SVHC**  
 Not Reviewed  
**Halogen-Free Status**  
 Not Reviewed

**China RoHS**



**Need more information on product environmental compliance?**

Email [productcompliance@molex.com](mailto:productcompliance@molex.com)  
 For a multiple part number RoHS Certificate of Compliance, [click here](#)

Please visit the [Contact Us](#) section for any non-product compliance questions.

**Search Parts in this Series**

50224Series

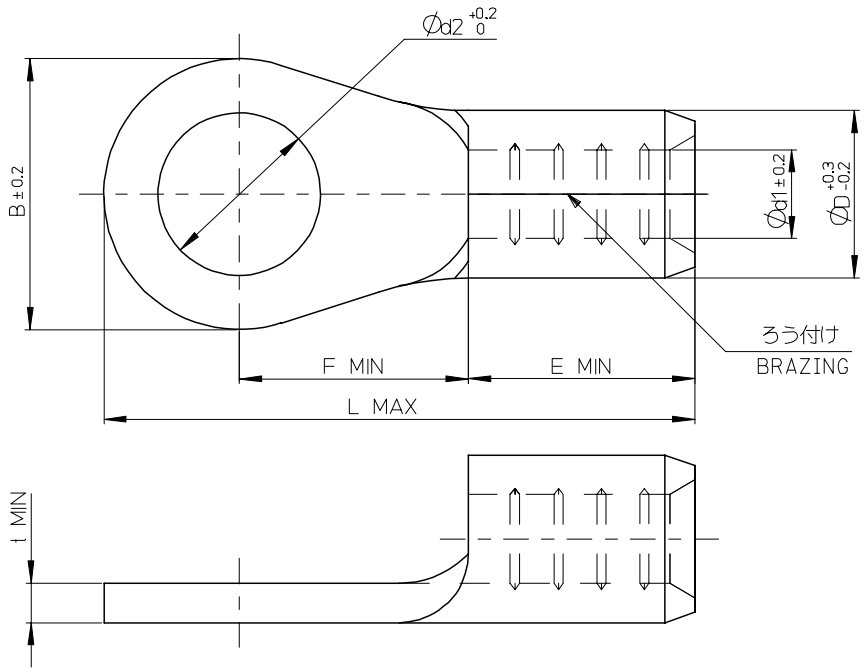
**Application Tooling | FAQ**

*Tooling specifications and manuals are found by selecting the products below. Crimp Height Specifications are then contained in the Application Tooling Specification document.*

**Japan**

Description	Product #
Hand Crimper For JIS Terminal	<a href="#">0572575000</a>
Hand Crimper For JIS Terminal	<a href="#">0573435002</a>
Air Type Hand Crimper For JIS Terminal	<a href="#">0573439005</a>

10 9 8 7 6 5 4 3 2 1

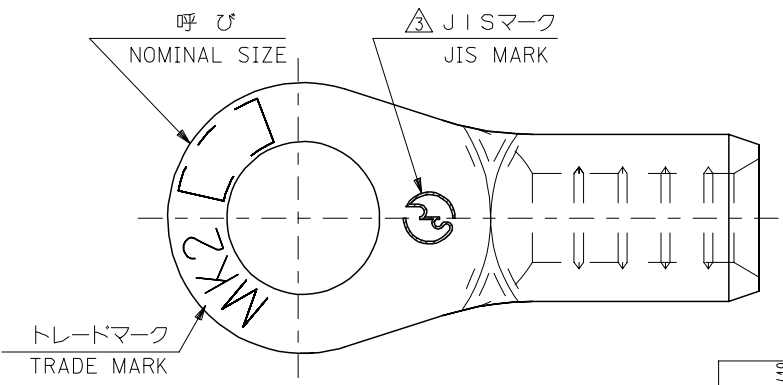


注記 NOTES

- 1 材質 MATERIAL  
 端子：無酸素銅、スズメッキ  
 TERMINAL: OXYGEN FREE COPPER, TIN PLATING  
 ろう付け部：りん銅ろう  
 PART OF BRAZING : COPPER PHOSPHORUS BRAZING FILLER METALS
- 2 適用電線 APPLICABLE WIRE RANGE

単線 SOLID WIRE	撚線 STRANDED WIRE
0.57 - 1.44 mm	0.25 - 1.65 mm <sup>2</sup>

⊠ JIS認定品に刻印。  
 DIE STAMPED MARK IS ALLOWED  
 FOR JIS FILED PRODUCTS.



JIS	0.7	5.3	16	7	4.1	1.7	3.4	8	1.25	5	50224-7413			
JIS		4.3		6						4	50224-7412			
JIS		3.7		5						3.5	50224-7313			
JIS	0.7	3.2	12.5	4	4.1	1.7	3.4	6.6	1.25	3	50224-7312			
JIS											3.7	5	3.5	50224-7213
JIS											3.2	4	3	50224-7212
⊠	t	φd2	L	F	E	φd1	φD	B	呼び NOMINAL SIZE	φ*	MATERIAL NO.			

REVISED EC NO: J2007-1282 2006/12/19 DRW:KITO 2007/03/07 CHK:KASAHARA 2007/03/07 APPR:NUKITA 2007/03/08	GENERAL TOLERANCES (UNLESS SPECIFIED)		DIMENSION STYLE MM ONLY		SCALE ---	DESIGN UNITS METRIC	THIRD ANGLE PROJECTION		
	10 UNDER	± ---	DRAWN BY T. KAIHO		DATE 2003/04/08	TITLE RING TERMINAL			
	10 OVER 30 UNDER	± ---	CHECKED BY T. ITO		DATE 2003/04/08	APPROVED BY T. YAMAGUCHI			
	30 OVER	± ---	APPROVED BY T. YAMAGUCHI		DATE 2003/04/08	MATERIAL NO.		DOCUMENT NO.	
	ANGULAR	± --- °	DRAFT WHERE APPLICABLE MUST REMAIN WITHIN DIMENSIONS		SEE CHART		SD-50224-001		SHEET NO. 1 OF 1