

GEMBR2070CT~20150CT

SCHOTTKY BARRIER RECTIFIERS

REVERSE VOLTAGE 70V TO 150V, CURRENT 20A

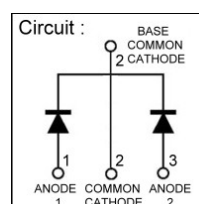
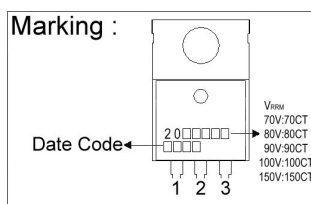
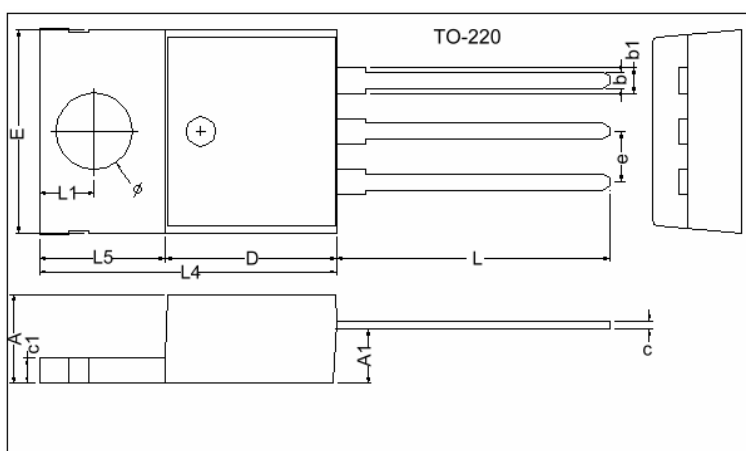
Description

The GEMBR2070CT~20150CT are designed for use in low voltage, high frequency inverters, free wheeling and polarity protection applications.

Features

- Guard ring for transient protection
- Low power loss, high efficiency
- High current capability, low VF
- High surge capacity

Package Dimensions



REF.	Millimeter		REF.	Millimeter	
	Min.	Max.		Min.	Max.
A	4.40	4.80	c1	1.25	1.45
b	0.76	1.00	b1	1.17	1.47
c	0.36	0.50	L	13.25	14.25
D	8.60	9.00	e	2.54 REF.	
E	9.80	10.4	L1	2.60	2.89
L4	14.7	15.3	Ø	3.71	3.96
L5	6.20	6.60	A1	2.60	2.80

Maximum Ratings and Electrical Characteristics at Ta=25°C unless otherwise specified.

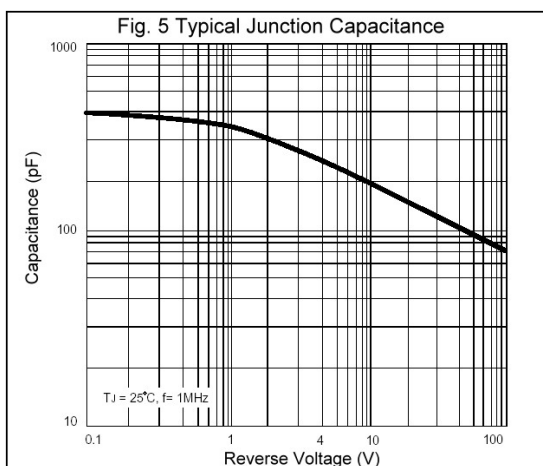
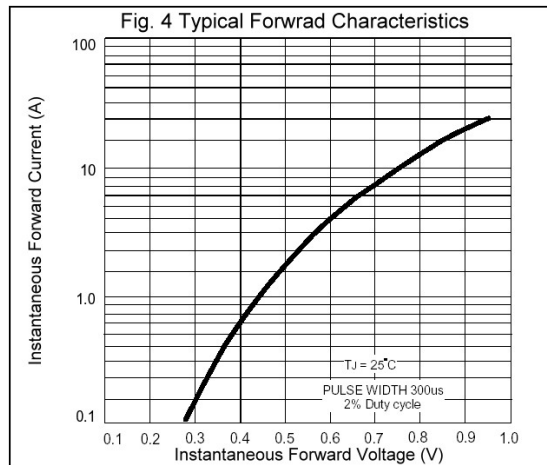
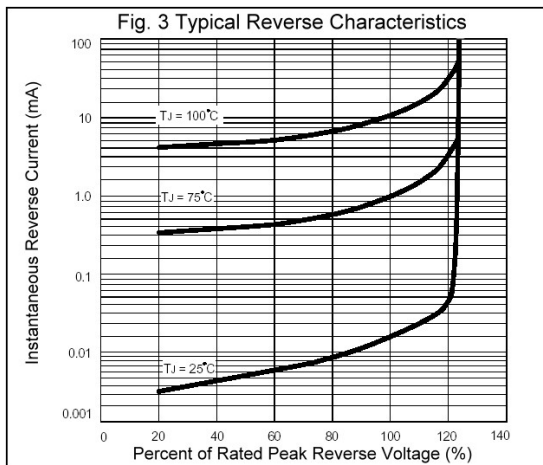
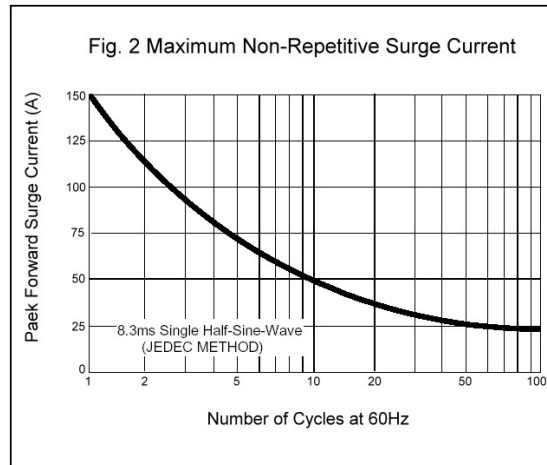
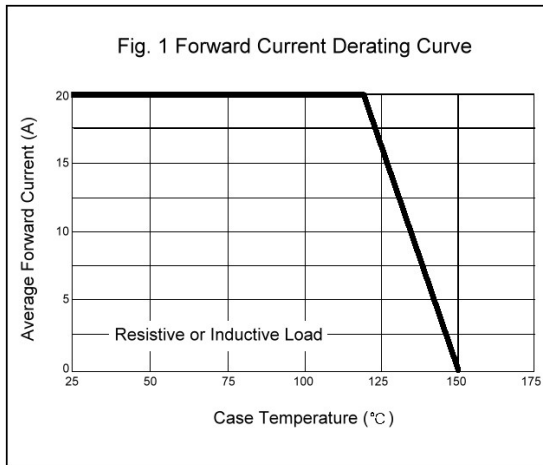
Single phase, half wave, 60Hz, resistive or inductive load. For capacitive load, derate current by 20%

Parameters	Symbol	Ratings					Unit
		GEMBR 2070CT	GEMBR 2080CT	GEMBR 2090CT	GEMBR 2100CT	GEMBR 2150CT	
Max. Recurrent Peak Reverse Voltage	V_{RRM}	70	80	90	100	150	V
Max. RMS Voltage	V_{RMS}	49	56	63	70	135	V
Max. DC Blocking Voltage	V_{DC}	70	80	90	100	150	V
Max. Average Forward Rectified Current (See Fig.1) @ $T_C=120^\circ C$	$I_{(AV)}$	20					A
Peak Surge Forward Current 8.3ms single half sine-wave superimposed on rated load (JEDEC METHOD)	I_{FSM}	150					A
Voltage Rate of Charge (Rated VR)	dv/dt	10000					V/us
Max. Forward Voltage (Note 1)	V_F	0.75 0.85			0.75 0.92		V
		0.85 0.95			0.86 1.00		
Max. DC Reverse Current At Rated DC Blocking Voltage @ $T_J=125^\circ C$	I_R	0.1 100					mA
Typical Thermal Resistance (Note 2)	$R_{\theta JC}$	2.0					$^\circ C/W$
Operating Temperature Range	T_j	-55 ~ +150					$^\circ C$
Storage Temperature Range	T_{stg}	-55 ~ +175					$^\circ C$

Notes: 1. 300us Pulse Width, 2% Duty Cycle.

2. Thermal Resistance Junction to Case.

Characteristics Curve



Important Notice:

- All rights are reserved. Reproduction in whole or in part is prohibited without the prior written approval of GTM.
- GTM reserves the right to make changes to its products without notice.
- GTM semiconductor products are not warranted to be suitable for use in life-support Applications, or systems.
- GTM assumes no liability for any consequence of customer product design, infringement of patents, or application assistance.

Head Office And Factory:

- **Taiwan:** No. 17-1 Tatung Rd. Fu Kou Hsin-Chu Industrial Park, Hsin-Chu, Taiwan, R. O. C.
- TEL : 886-3-597-7061 FAX : 886-3-597-9220, 597-0785
- **China:** (201203) No.255, Jang-Jiang Tsai-Lueng RD. , Pu-Dung-Hsin District, Shang-Hai City, China
- TEL : 86-21-5895-7671 ~ 4 FAX : 86-21-38950165