

PLEASE CHECK WWW.MOLEX.COM FOR LATEST PART INFORMATION

Part Number: [0190060070](#)
Status: **Active**
Description: 12-10 AVIK FLAG STRIP 250X032 (C-5211Z)

Documents:

[Drawing \(PDF\)](#) [RoHS Certificate of Compliance \(PDF\)](#)

Agency Certification

CSA LR18689
 UL E79133

General

Product Family Quick Disconnects
 Series [19006](#)
 Crimp Quality Equipment Yes
 Product Name Avikrimp™
 Type Quick Disconnect

Physical

Barrel Type Closed
 Color - Resin Natural
 Flammability 94V-2
 Gender Female
 Glow-Wire Compliant No
 Insulation Nylon (PA)
 Lock to Mating Part None
 Material - Resin Nylon
 Orientation Flag
 Packaging Type Reel
 Polarized to Mating Part No
 Tab Thickness 0.81mm (.032")
 Tab Width 6.35mm (.250")
 Temperature Range - Operating -65°C to +105°C
 Wire Insulation Diameter 6.30mm (.248") max.
 Wire Size AWG 10, 12
 Wire Size mm² 3.30 - 5.00

Electrical

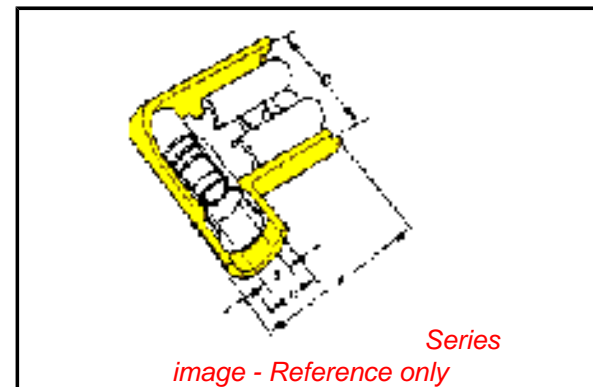
Voltage - Maximum 300V

Material Info

Old Part Number C-5211Z

Reference - Drawing Numbers

Sales Drawing SD-19006-001



EU RoHS

ELV and RoHS Compliant
REACH SVHC Contains SVHC: No
Halogen-Free Status

China RoHS



Not Reviewed

Need more information on product environmental compliance?

Email productcompliance@molex.com
 For a multiple part number RoHS Certificate of Compliance, [click here](#)

Please visit the [Contact Us](#) section for any non-product compliance questions.

Search Parts in this Series

[19006Series](#)

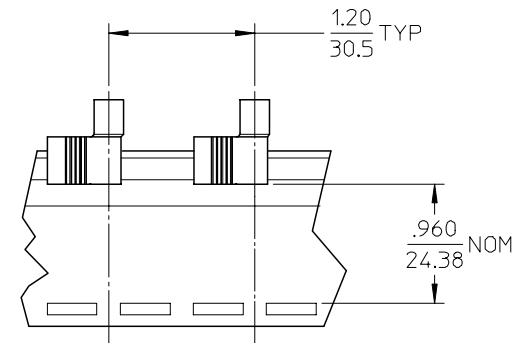
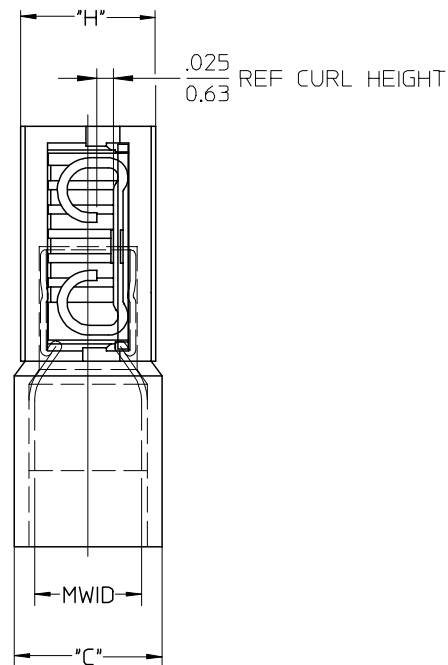
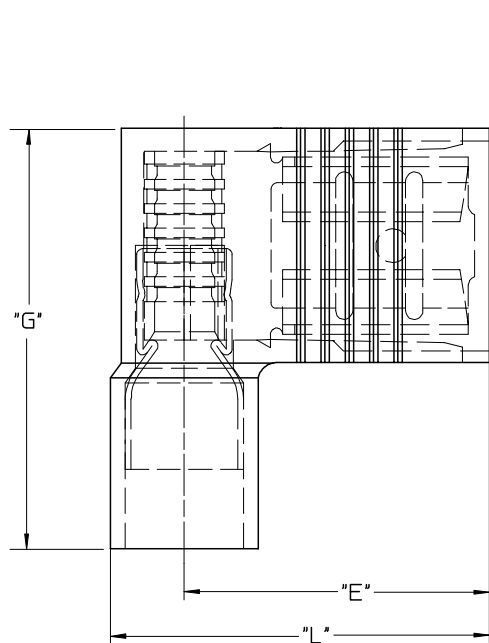
Application Tooling | [FAQ](#)

Tooling specifications and manuals are found by selecting the products below. Crimp Height Specifications are then contained in the Application Tooling Specification document.

Global

Description	Product #
Applicator Perishable	0198032070
Tool Kit	
Rear Feed Mini-Mac	0638026100
Applicator for Flag Avikrimp™ Quick Disconnect Female Terminals, 10-12 AWG	

MATERIAL NO.	ENG. NO.	MATERIAL NO. TAPE MOUNTED	ENG. NO. TAPE MOUNTED	MATERIAL NO. STRIP MOUNTED	ENG. NO. STRIP MOUNTED	AWG	COLOR	MWID	"L" ±.015/.381	"E" ±.015/.381	"C" DIA ±.015/.381	"G" ±.015/.381	"H" ±.015/.381
190060001	AA-5220	190060003	AA-5220T	190060004	AA-5220Z	22-18	RED	.150/3.81	.620/15.75	.512/13.00	.222/5.64	.690/17.53	.196/4.98
190060011	BB-5221	190060013	BB-5221T	190060014	BB-5221Z	16-14	BLUE	.170/4.32	.500/12.70	.242/6.15	.690/17.53	.196/4.98	
190060019	C-5211	190060020	C-5211T	190060070	C-5211Z	12-10	YELLOW	.245/6.22	.667/16.94	.511/12.98	.311/7.90	.677/17.20	.246/6.25



SALES DRAWING

NOTES:

1. MATERIAL: BRASS.
PLATING: ELECTROPLATE TIN.
2. INSULATION: NYLON.
3. MWID=MAXIMUM WIRE INSULATION DIA.
4. ALL DIMENSIONS IN INCHES (MM).

EC NO: ETC2004-0126 DRWN:DMYRICK 2004/01/06 CHKD:SBEITZEL 2004/01/06 APPR:RDEROSS 2004/01/07	QUALITY SYMBOLS	GENERAL TOLERANCES (UNLESS SPECIFIED)		SCALE NTS	DESIGN UNITS INCH	THIRD ANGLE PROJECTION	REVISE ON CAD ONLY	
	DESCRIPTION ▼ = 0 ▽ = 0	4 PLACES	mm	INCH	DIMENSION STYLE IN/MM		TITLE	
		3 PLACES	± ---	± ---	DRAWN BY DATE DMYRICK 03/12/26		AVIKRIMP FLAG FULLY INSULATED .250 TAB WIDTH	
		2 PLACES	± 0.13	± .01	CHECKED BY DATE SBEITZEL 03/12/26		MOLEX INCORPORATED	
1 PLACE	± 0.25	± ---	ANGULAR ±1/2°		APPROVED BY DATE RDEROSS 03/12/26		MATERIAL NO. (SEE CHART) SD-19006-001	
		DRAFT WHERE APPLICABLE				DOCUMENT NO.	SHEET NO.	
		MUST REMAIN WITHIN DIMENSIONS		THIS DRAWING CONTAINS INFORMATION THAT IS PROPRIETARY TO MOLEX INCORPORATED AND SHOULD NOT BE USED WITHOUT WRITTEN PERMISSION		SD-19006-001	1 OF 1	