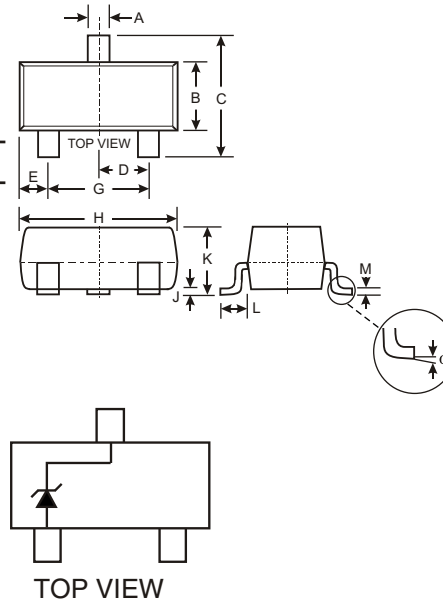


Features

- Planar Die Construction
- 350mW Power Dissipation
- Zener Voltages from 43V - 51V
- Ideally Suited for Automated Assembly Processes
- Lead Free/RoHS Compliant (Note 3)**

Mechanical Data

- Case: SOT-23
- Case Material: Molded Plastic. UL Flammability Classification Rating 94V-0
- Moisture Sensitivity: Level 1 per J-STD-020C
- Terminals: Solderable per MIL-STD-202, Method 208
- Lead Free Plating (Matte Tin Finish annealed over Alloy 42 leadframe). Please see Ordering Information, Note 7, on Page 3
- Polarity: See Diagram
- Marking: Type Code and Date Code, See Page 3
- Type Code: See Table on Page 2
- Weight: 0.008 grams (approximate)



SOT-23		
Dim	Min	Max
A	0.37	0.51
B	1.20	1.40
C	2.30	2.50
D	0.89	1.03
E	0.45	0.60
G	1.78	2.05
H	2.80	3.00
J	0.013	0.10
K	0.903	1.10
L	0.45	0.61
M	0.085	0.180
	0	8
All Dimensions in mm		

Maximum Ratings @ T_A = 25 C unless otherwise specified

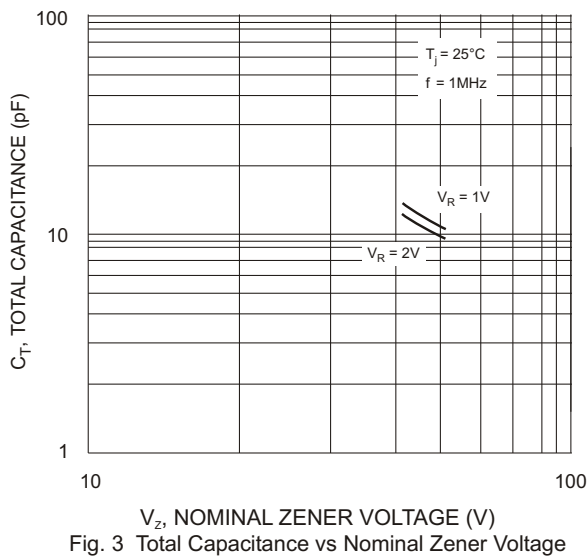
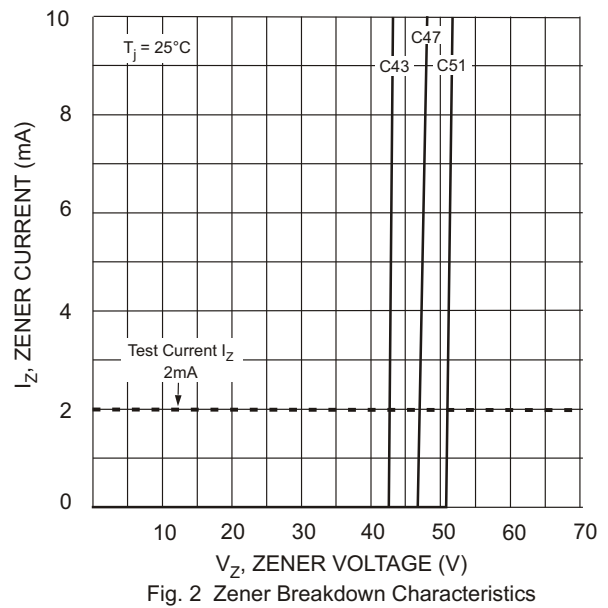
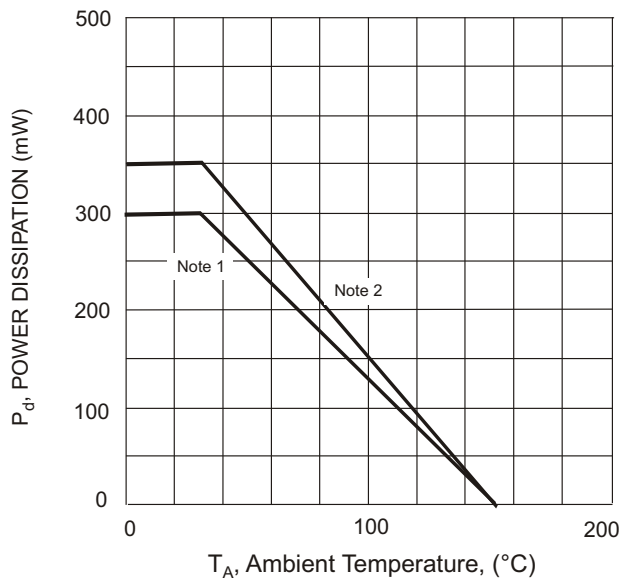
Characteristic	Symbol	Value	Unit
Forward Voltage @ I _F = 10mA	V _F	0.9	V
Power Dissipation (Note 1)	P _d	300	mW
Power Dissipation (Note 2)	P _d	350	mW
Thermal Resistance, Junction to Ambient Air (Note 1)	R _{JA}	417	C/W
Thermal Resistance, Junction to Ambient Air (Note 2)	R _{JA}	357	C/W
Operating and Storage Temperature Range	T _j , T _{STG}	-65 to +150	C

- Notes:
1. Device mounted on FR-4 PC board with recommended pad layout, which can be found on our website at <http://www.diodes.com/datasheets/ap02001.pdf>.
 2. Valid provided the terminals are kept at ambient temperature.
 3. No purposefully added lead.

Electrical Characteristics @ $T_A = 25\text{ C}$ unless otherwise specified

Type Number	Type Code	Zener Voltage Range (Note 5)				Maximum Zener Impedance (Note 4)			Maximum Reverse Current (Note 5)		Typical Temperature Coefficient @ I_{ZT} mV/°C	
		$V_Z @ I_{ZT}$			I_{ZT} (mA)	$Z_{ZT} @ I_{ZT}$ ()	$Z_{ZK} @ I_{ZK}$		I_R (A)	V_R (V)	Min	Max
		Nom (V)	Min (V)	Max (V)			()	(mA)				
BZX84C43	Y15/KYF	43	40.0	46.0	2.0	150	375	0.5	0.1	30.1	10.0	12.0
BZX84C47	Y16/KYG	47	44.0	50.0	2.0	170	375	0.5	0.1	32.9	10.0	12.0
BZX84C51	Y17/KYH	51	48.0	54.0	2.0	180	400	0.5	0.1	35.7	10.0	12.0

Notes: 4. $f = 1\text{ KHz}$.
5. Short duration test pulse used to minimize self-heating effect.



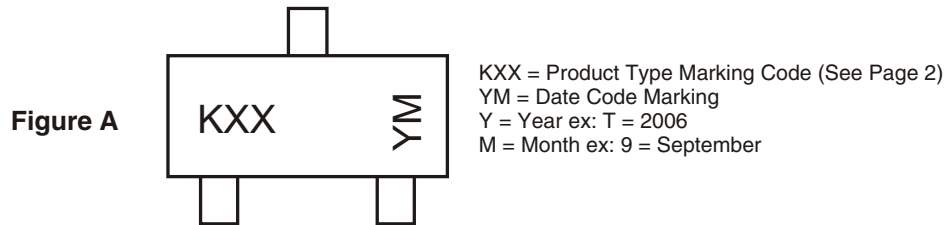
Ordering Information (Note 6)

Device	Packaging	Shipping
(Type Number)-7-F	SOT-23	3000/Tape & Reel

* Add "-7" to the appropriate type number in Table 1 (on Page 2). Example: 43V Zener = BZX84C43-7-F.

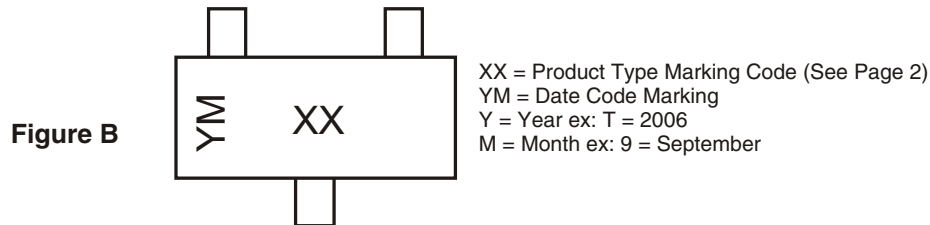
Notes: 6. For Packaging Details, go to our website at <http://www.diodes.com/datasheets/ap02007.pdf>.

Marking Information (This part may be marked as Figure A or B Below)



Date Code Key

Year	2006			2007			2008			2009			2010		2011		2012	
Code	T			U			V			W			X		Y		Z	
Month	Jan	Feb	Mar	Apr	May	Jun	Jul	Aug	Sep	Oct	Nov	Dec						
Code	1	2	3	4	5	6	7	8	9	O	N	D						



Date Code Key

Year	2006	2007	2008	2009	2010	2011	2012										
Code	M	N	P	R	S	T	U										
Month	Jan	Feb	March	Apr	May	Jun	Jul	Aug	Sep	Oct	Nov	Dec					
Code	1	2	3	4	5	6	7	8	9	O	N	D					

IMPORTANT NOTICE

Diodes Incorporated and its subsidiaries reserve the right to make modifications, enhancements, improvements, corrections or other changes without further notice to any product herein. Diodes Incorporated does not assume any liability arising out of the application or use of any product described herein; neither does it convey any license under its patent rights, nor the rights of others. The user of products in such applications shall assume all risks of such use and will agree to hold Diodes Incorporated and all the companies whose products are represented on our website, harmless against all damages.

LIFE SUPPORT

Diodes Incorporated products are not authorized for use as critical components in life support devices or systems without the expressed written approval of the President of Diodes Incorporated.