



Features

- Formerly *JW.Miller* model
- Current rating up to 7 A
- Compact size
- Tape and reel packaging
- RoHS compliant*

Applications

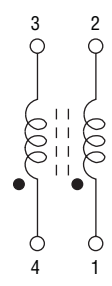
- Filtering
- Common mode

PM3700 Series - SMD Common Mode Choke

Electrical Specifications

Bourns Part No.	Inductance mH Min. @ 1 KHz	Part Marking	DCR (Ω) Max.	I _{rms} (A)	Leakage Inductance (μH) Typ.	Typical Frequency Range with 20 dB Atten.
PM3700-10-RC	0.2	201	0.008	7.0	1.6	5 - 55 MHz
PM3700-20-RC	0.5	501	0.010	6.0	2.2	4 - 40 MHz
PM3700-30-RC	0.75	751	0.012	5.5	2.9	1 - 20 MHz
PM3700-40-RC	1.0	102	0.020	4.0	3.9	500 KHz - 40 MHz
PM3700-50-RC	2.0	202	0.030	3.5	0.3	300 KHz - 20 MHz
PM3700-60-RC	5.0	502	0.070	2.0	0.4	100 KHz - 10 MHz
PM3700-70-RC	10	103	0.150	1.5	0.5	50 KHz - 5 MHz
PM3700-80-RC	20	203	0.250	1.0	0.7	25 KHz - 4 MHz

Schematics



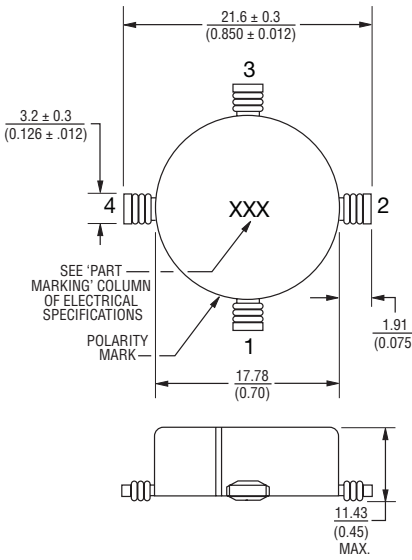
General Specifications

Temperature Rise ... 35 °C typical at I_{rms}
 Operating Temperature -55 °C to +125 °C
 Storage Temperature -55 °C to +125 °C
 Soldering 245 °C, 5 seconds max.
 Dielectric Strength 500 Vrms
 between windings

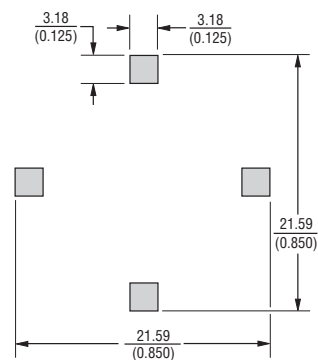
Materials

Core Ferrite
 Wire Polyester-coated copper
 Terminal Coating Sn-Ag-Cu alloy
 Packaging 200 pcs. per 13-inch reel

Product Dimensions



Recommended Pad Layout



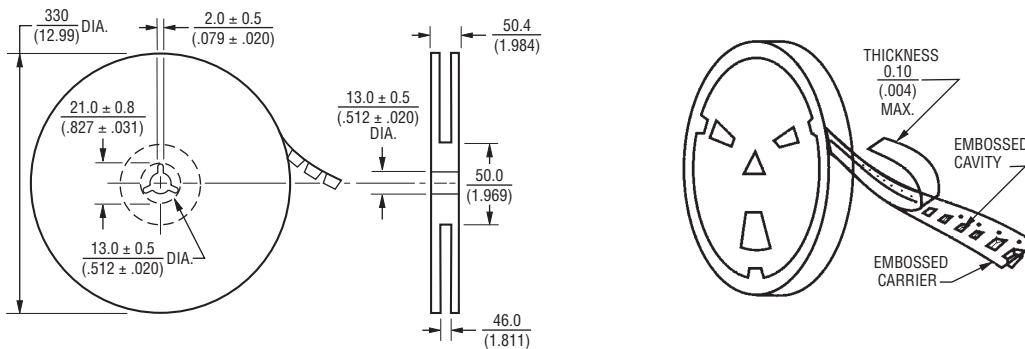
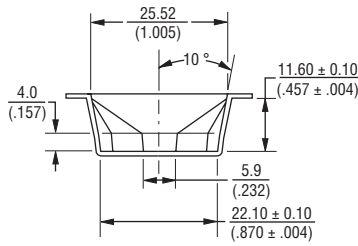
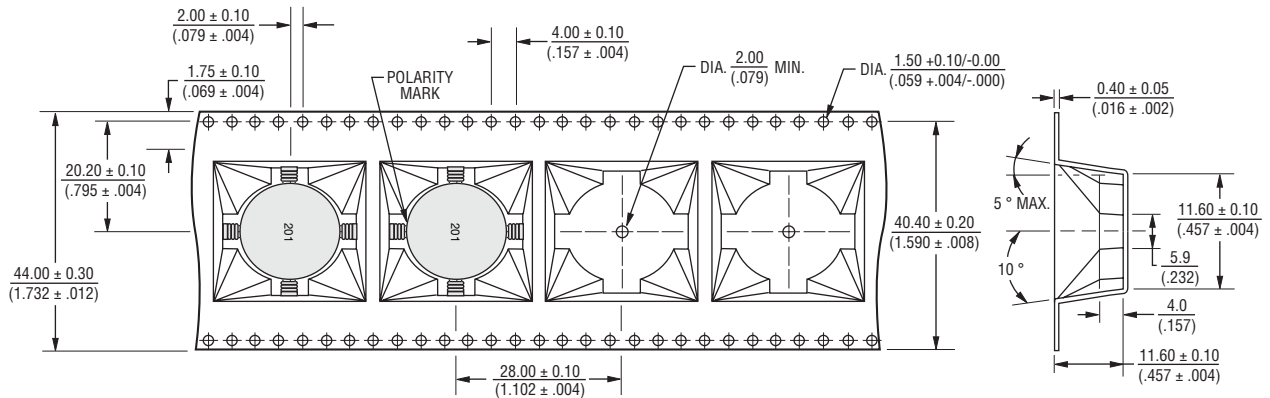
DIMENSIONS: $\frac{\text{MM}}{\text{(INCHES)}}$

*RoHS Directive 2002/95/EC Jan 27, 2003 including Annex.
 Specifications are subject to change without notice.
 Customers should verify actual device performance in their specific applications.

PM3700 Series - SMD Common Mode Choke

BOURNS®

Packaging Specifications



DIMENSIONS: $\frac{\text{MM}}{\text{(INCHES)}}$