

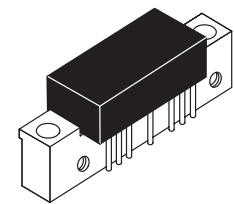
The RF Line Wideband Linear Amplifier

... designed for amplifier applications in 50 to 100 ohm systems requiring wide bandwidth, low noise and low distortion. This hybrid provides excellent gain stability with temperature and linear amplification as a result of the push-pull circuit design.

- Specified Characteristics at $V_{CC} = 28\text{ V}$, $T_C = 25^\circ\text{C}$:
 - Frequency Range — 1 to 200 MHz
 - Output Power — 1580 mW Typ @ 1 dB Compression, $f = 200\text{ MHz}$
 - Power Gain — 35.5 dB Typ @ $f = 100\text{ MHz}$
 - PEP — 900 mW Typ @ -32 dB IMD
 - Noise Figure — 5 dB Typ @ $f = 200\text{ MHz}$
 - ITO — 47 dBm @ $f = 200\text{ MHz}$
- All Gold Metallization for Improved Reliability
- Unconditional Stability Under All Load Conditions

CA2832C

35.5 dB
1-200 MHz
1.6 WATT
WIDEBAND
LINEAR AMPLIFIER



CASE 714F-03, STYLE 1
[CA (POS. SUPPLY)]

MAXIMUM RATINGS

Rating	Symbol	Value	Unit
DC Supply Voltage	V_{CC}	30	Vdc
RF Power Input	P_{in}	+5	dBm
Operating Case Temperature Range	T_C	-20 to +90	$^\circ\text{C}$
Storage Temperature Range	T_{stg}	-40 to +100	$^\circ\text{C}$

ELECTRICAL CHARACTERISTICS ($T_C = 25^\circ\text{C}$, $V_{CC} = 28\text{ V}$, 50 Ω system unless otherwise noted)

Characteristic	Symbol	Min	Typ	Max	Unit
Frequency Range	BW	1	—	200	MHz
Gain Flatness ($f = 1-200\text{ MHz}$)	—	—	± 0.5	± 1	dB
Power Gain ($f = 100\text{ MHz}$)	P_G	34	35.5	37	dB
Noise Figure, Broadband ($f = 200\text{ MHz}$)	NF	—	5	6	dB
Power Output — 1 dB Compression ($f = 1-200\text{ MHz}$)	$P_{o\ 1dB}$	1260	1580	—	mW
Power Output — 1 dB Compression ($f = 150\text{ MHz}$)	$P_{o\ 1dB}$	—	2000	—	mW
Third Order Intercept (See Figure 10, $f_1 = 200\text{ MHz}$)	ITO	45	47	—	dBm
Input/Output VSWR ($f = 1-200\text{ MHz}$)	VSWR	—	1.5:1	2:1	—
Second Harmonic Distortion ($P_o = 100\text{ mW}$, $f_{2H} = 150\text{ MHz}$)	d_{so}	—	-70	-60	dB
Peak Envelope Power (Two Tone Distortion Test — See Figure 10) ($f = 1-200\text{ MHz}$ @ -32 dB IMD)	PEP	—	900	—	mW
Supply Current	I_{CC}	400	435	470	mA

LIFETIME BUY

LAST SHIP 06OCT02
LAST ORDER 06APR02

TYPICAL CHARACTERISTICS

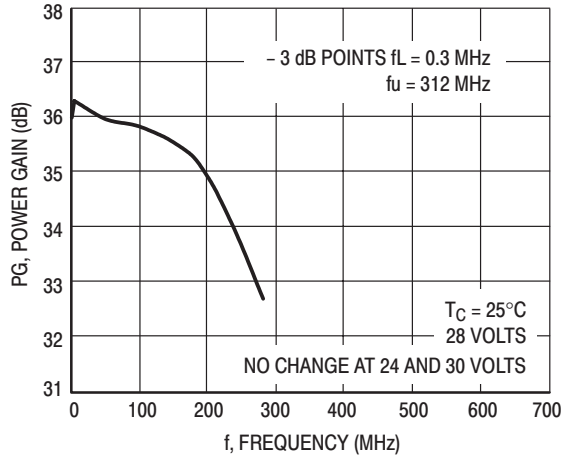


Figure 1. Power Gain versus Voltage

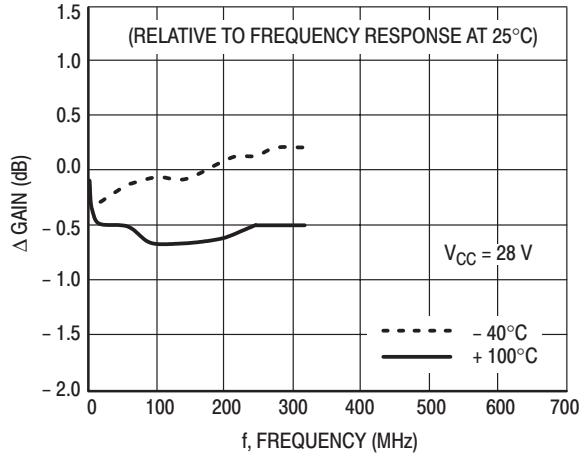


Figure 2. Relative Power Gain versus Temperature

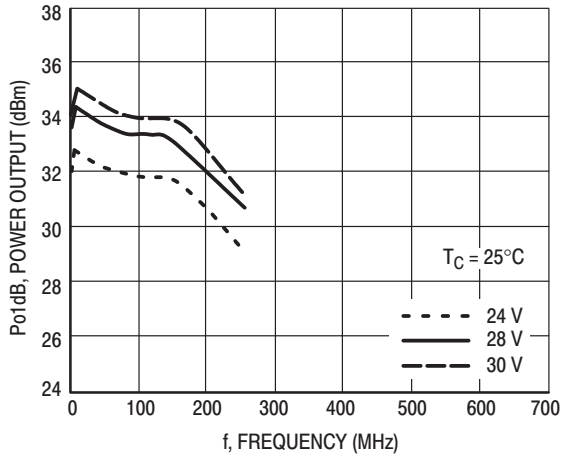


Figure 3. 1 dB Compression versus Voltage

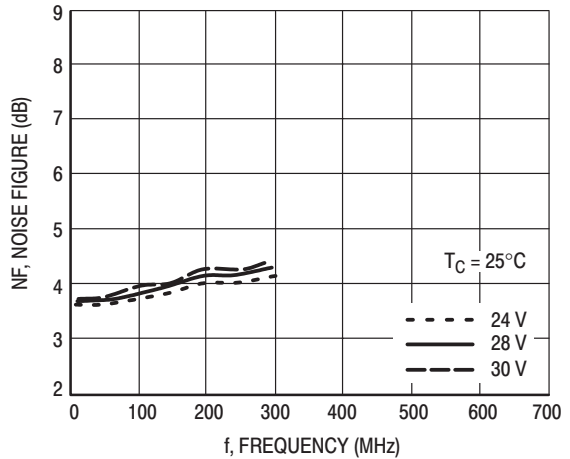


Figure 4. Noise Figure versus Voltage

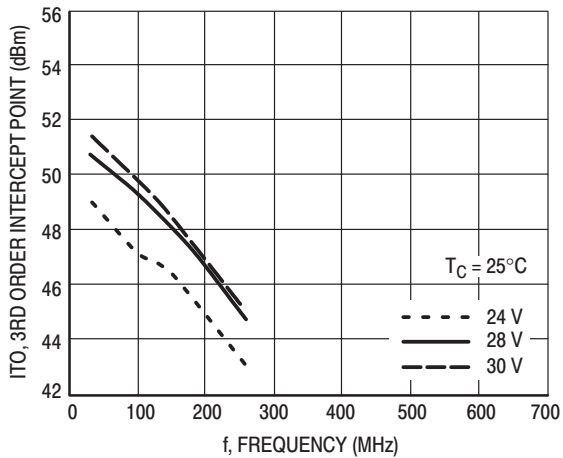


Figure 5. Third Order Intercept versus Voltage

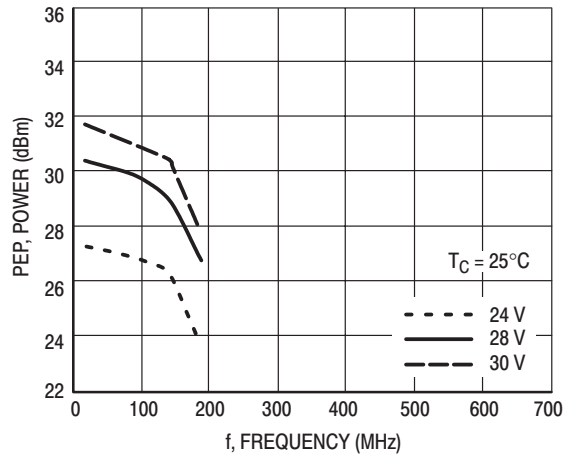


Figure 6. Peak Envelope Power versus Voltage

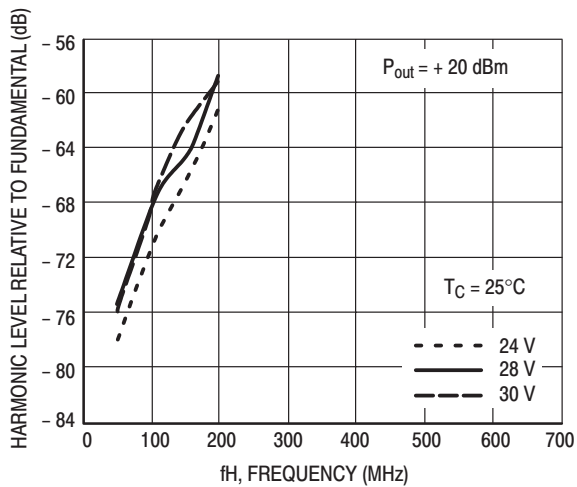


Figure 7. Second Harmonic Distortion versus Voltage

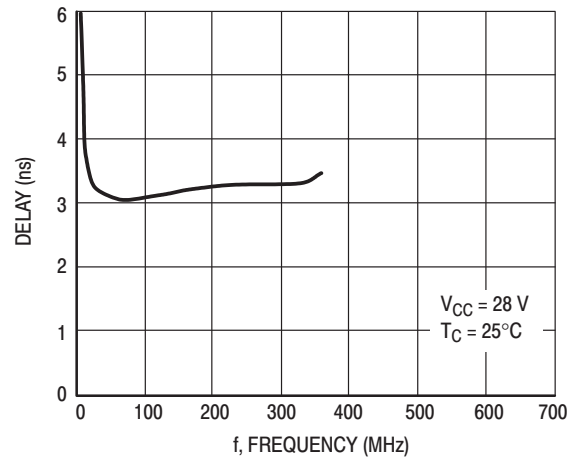


Figure 8. Group Delay versus Frequency

Biased at 28 Volts

$T_C = 25^\circ\text{C}$ $Z_o = 50\Omega$

Frequency (MHz)	S11		S21		S12		S22	
	Mag	Ang	Mag	Ang	Mag	Ang	Mag	Ang
1	-16.7	64	36.0	23.3	-42	-5.2	-12.9	73
10	-21.5	21	36.2	-8.4	-47	-1.4	-21.9	28
50	-18.5	6.8	35.9	-56	-44	2.8	-17.9	-10
100	-16.9	-1.8	35.7	-103	-46	-68	-15.7	-48
200	-12.9	-18	34.7	145	-49	-98	-14.9	115

Magnitude in dB, Phase Angle in degrees.

Table 1. S-Parameters

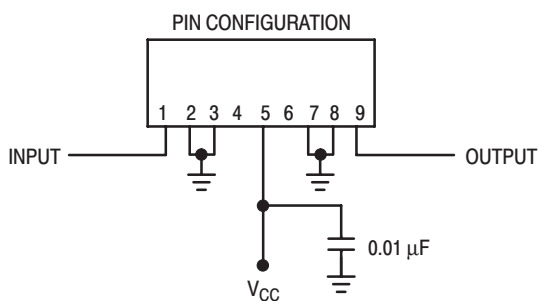
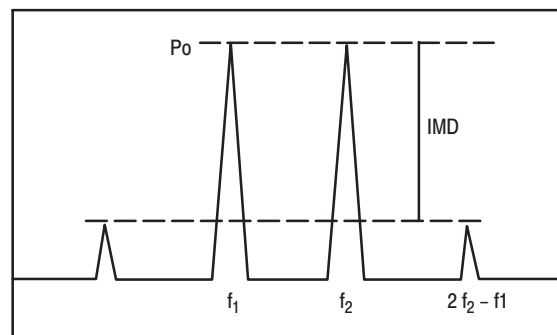


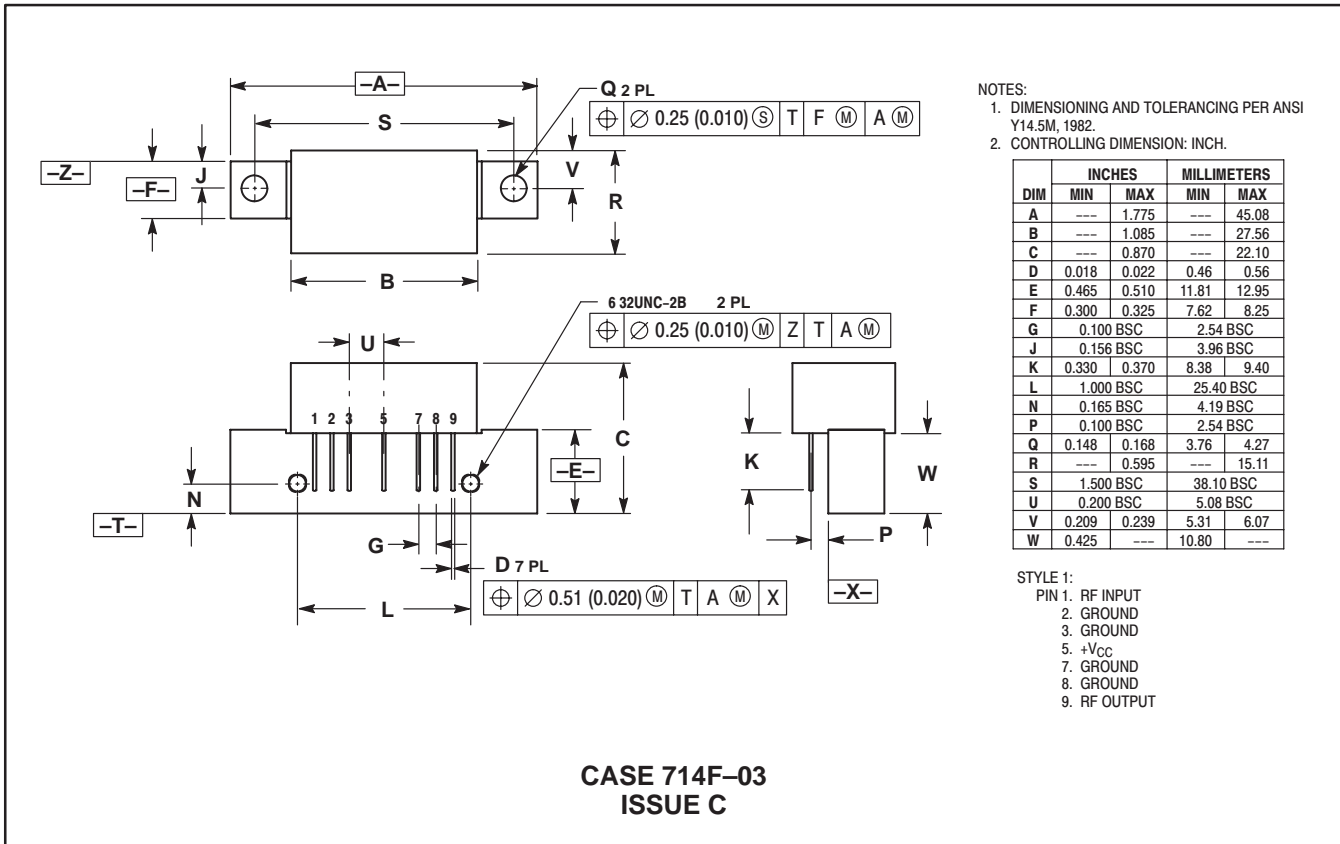
Figure 9. External Connections



$ITO = P_o + IMD / 2$ @ $IMD > 60$ dB
 $PEP = 4 \times P_o$ @ $IMD = -32$ dB

Figure 10. Intermodulation Test

PACKAGE DIMENSIONS



- NOTES:
 1. DIMENSIONING AND TOLERANCING PER ANSI Y14.5M, 1982.
 2. CONTROLLING DIMENSION: INCH.

DIM	INCHES		MILLIMETERS	
	MIN	MAX	MIN	MAX
A	---	1.775	---	45.08
B	---	1.085	---	27.56
C	---	0.870	---	22.10
D	0.018	0.022	0.46	0.56
E	0.465	0.510	11.81	12.95
F	0.300	0.325	7.62	8.25
G	0.100 BSC		2.54 BSC	
J	0.156 BSC		3.96 BSC	
K	0.330	0.370	8.38	9.40
L	1.000 BSC		25.40 BSC	
N	0.165 BSC		4.19 BSC	
P	0.100 BSC		2.54 BSC	
Q	0.148	0.168	3.76	4.27
R	---	0.595	---	15.11
S	1.500 BSC		38.10 BSC	
U	0.200 BSC		5.08 BSC	
V	0.209	0.239	5.31	6.07
W	0.425	---	10.80	---

- STYLE 1:
 PIN 1. RF INPUT
 2. GROUND
 3. GROUND
 5. +V_{CC}
 7. GROUND
 8. GROUND
 9. RF OUTPUT

Motorola reserves the right to make changes without further notice to any products herein. Motorola makes no warranty, representation or guarantee regarding the suitability of its products for any particular purpose, nor does Motorola assume any liability arising out of the application or use of any product or circuit, and specifically disclaims any and all liability, including without limitation consequential or incidental damages. "Typical" parameters which may be provided in Motorola data sheets and/or specifications can and do vary in different applications and actual performance may vary over time. All operating parameters, including "Typicals" must be validated for each customer application by customer's technical experts. Motorola does not convey any license under its patent rights nor the rights of others. Motorola products are not designed, intended, or authorized for use as components in systems intended for surgical implant into the body, or other applications intended to support or sustain life, or for any other application in which the failure of the Motorola product could create a situation where personal injury or death may occur. Should Buyer purchase or use Motorola products for any such unintended or unauthorized application, Buyer shall indemnify and hold Motorola and its officers, employees, subsidiaries, affiliates, and distributors harmless against all claims, costs, damages, and expenses, and reasonable attorney fees arising out of, directly or indirectly, any claim of personal injury or death associated with such unintended or unauthorized use, even if such claim alleges that Motorola was negligent regarding the design or manufacture of the part. Motorola and are registered trademarks of Motorola, Inc. Motorola, Inc. is an Equal Opportunity/Affirmative Action Employer.

Mfax is a trademark of Motorola, Inc.

How to reach us:

USA/EUROPE/Locations Not Listed: Motorola Literature Distribution;
 P.O. Box 5405, Denver, Colorado 80217. 1-303-675-2140 or 1-800-441-2447

JAPAN: Nippon Motorola Ltd.: SPD, Strategic Planning Office, 141,
 4-32-1 Nishi-Gotanda, Shagawa-ku, Tokyo, Japan. 03-5487-8488

Customer Focus Center: 1-800-521-6274

Mfax™: RMFAX0@email.sps.mot.com – TOUCHTONE 1-602-244-6609
 Motorola Fax Back System – US & Canada ONLY 1-800-774-1848
 – http://sps.motorola.com/mfax/

ASIA/PACIFIC: Motorola Semiconductors H.K. Ltd.; 8B Tai Ping Industrial Park,
 51 Ting Kok Road, Tai Po, N.T., Hong Kong. 852-26629298

HOME PAGE: <http://motorola.com/sps/>

