

Lockout Stations

For price information, refer to the enclosed pricelist

Lockout Stations

Brady's high visibility Lockout Stations make your locks, tags and lockouts easy to find and use. Built for the toughest conditions. Lockout Stations are made of durable plastic material. Stations are available as Station only, no components are included.

A. Ten Lock Station

Size: 48.2 cm x 30.4 cm

Part No.: 065679

B. Personal Lockout Station

Size: 20.3 cm x 30.4 cm

Part No.: 065550

C. Four Lock Station

Size: 20.3 cm x 30 cm

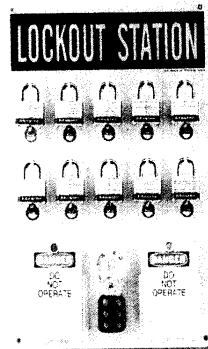
Part No.: 065763

D. Department Lockout Station


48.2 cm x 60.9 cm

Part No.: 065551

A




B



C



D



Large Adjustable Station with Locking Cover


(station only)

Size: 48.2 cm x 58.4 cm x 10.1 cm

Part No.: 065295

NEW

Make safety more accessible.
Place a Brady Lockout Station in a central area to make locks, tags and lockouts easily available. Improves safety, improves compliance.



Large Adjustable Station

(station only)

Size: 48.2 cm x 58.4 cm x 10.1 cm

Part No.: 065294

NEW



Small Adjustable Station

(station only)

Size: 30.4 cm x 45.7 cm x 7.6 cm

Part No.: 065293

NEW

