

Axial Lead and Cartridge Fuses

Designed to IEC Standard

RoHS  **5 x 20 mm** Fast-Acting Fuse 216P Series



- Designed to International (IEC) Standards for use globally.
- Meets the IEC 60127-2, Sheet 1 specification for Fast Acting Fuses.
- Available in Cartridge and Axial Lead Form.
- Available in ratings of 0.050 to 16 amperes.
- High breaking capacity.
- RoHS compliant and Lead-Free
- Improved I²t

ELECTRICAL CHARACTERISTICS:

% of Ampere Rating	Ampere Rating	Opening Time
150%	.05–6.3	60 minutes, Minimum
	8-16	30 minutes, Minimum
210%	.05–16	30 minutes, Maximum
275%	.05–4	0.01 sec., Min. ; 2 sec. Max.
	5–6.3	0.01 sec., Min. ; 3 sec. Max.
	8-16	0.04 sec., Min. ; 20 sec. Max.
400%	.05–6.3	.003 sec., Min. ; 0.3 sec. Max.
	8-16	.01 sec., Min. ; 1.0 sec. Max.
1000%	.05–6.3	.02 seconds, Maximum
	8-16	.03 seconds, Maximum

INTERRUPTING RATING:

0.05 - 10A	1500A @ 250 VAC, 0.7-0.8 power factor
12.5 - 16A	750A @ 250 VAC, 1.0 power factor
12.5 - 16A	1000A @ 125 VAC, 1.0 power factor

ORDERING INFORMATION:

Cartridge Catalog Number	Ampere Rating	Voltage Rating	Nominal Resistance Cold Ohms	Nominal Melting I ² t A ² Sec.
216.050P	.050	250	15.90	0.00019
216.063P	.063	250	10.45	0.00054
216.080P	.080	250	7.885	0.00084
216.100P	.100	250	5.793	0.00450
216.125P	.125	250	3.675	0.00545
216.160P	.160	250	5.349	0.00576
216.200P	.200	250	3.350	0.00438
216.250P	.250	250	2.350	0.00891
216.315P	.315	250	1.850	0.015
216.400P	.400	250	0.907	0.036
216.500P	.500	250	0.866	0.169
216.630P	.630	250	0.465	0.179
216.800P	.800	250	0.295	0.288
216 001.P	1	250	0.237	0.180
216 1.25P	1.25	250	0.153	0.477
216 01.6P	1.6	250	0.111	1.008
216 002.P	2	250	0.076	1.870
216 02.5P	2.5	250	0.058	2.697
216 3.15P	3.15	250	0.037	6.700
216 004.P	4	250	0.025	14.966
216 005.P	5	250	0.018	27.460
216 06.3P	6.3	250	0.014	56.429
216 008.P	8	250	0.012	64.316
216 010.P	10	250	0.008	154.339
216 12.5P	12.5	250	0.00615	158.5
216 015.P	15	250	0.00445	384.0
216 016.P	16	250	0.00445	384.0



ENVIRONMENTAL SPECIFICATIONS:

Operating temperature: -55°C to 125°C

Thermal Shock: MIL-STD-202F Method 107G, Test Condition B: (5 cycles -65°C to +125°C)

Vibration: MIL-STD-202F Method 201A

Humidity: MIL-STD-202F Method 103B, Test Condition A. high relative humidity (95%) and elevated temperature (40°C) for 240 hours.

Salt Spray: MIL-STD-202F Method 101D, Test Condition B

PHYSICAL SPECIFICATIONS:

Material: Body: Ceramic
Cap: Nickel Plated Brass
Leads: Tin Plated Copper
Filler Sand (160mA – 16A)

Terminal Strength: MIL-STD-202F Method 211A, Test Condition A

Solderability: Reference IEC 60127 Second Edition 2003-01 Annex A

Product Marking: Cap 1: current and voltage rating.
Cap 2: Agency approval markings.

Packaging: Available in Bulk (V=5, H=100, M=1000 pcs/pkg) or on Tape/Reel (MRET1=1000 pcs/reel).

Axial Lead and Cartridge Fuses

Designed to IEC Standard

RoHS **Pb** **5 x 20 mm** Fast-Acting Fuse 216P Series

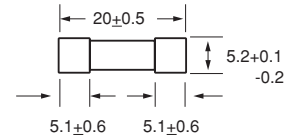


Agency Approvals

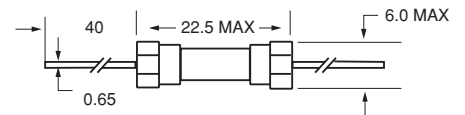
Agency Approvals		Ampere Range
	Certificate No. Cartridge NBK250702-E10480 A & C NBK250702-E10480 E Leaded NBK250702-E10480 B & D NBK250702-E10480 F	1A – 10A
	Certificate No. 2003010207079960 2002010207007594	50mA – 800mA 1A – 6.3A
	Certificate No. SU05001-2013	1A – 10A
	Recognised File No. E10480 Guide No. JDYX2	50mA – 10A
	File No. 029862 Acc. Class No. LR1422-30	
	Licence No. KM41462	1A – 6.3A
	File No. 9851193, 0149272, 0147099 and 312378, 508639, 601025	50mA – 10A, 16A
	Licence No. 40013834	50mA – 6.3A 8A - 10A*
	Licence No. 40016442	12.5A*
		50mA – 16A

*Approval for cartridge versions only

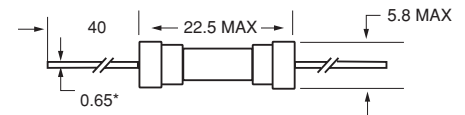
0216 000P



**0216.050 XEP
to
0216.100 XEP**



**0216001.XEP
to
0216016.XEP**



All dimensions in mm

Notes:

* Ratings above 6.3A
have 0.8 mm dia lead

Average Time Current Curves

