

Features

- Small size, light weight. Low coil power consumption, heavy contact load. Strong anti-shock and anti-vibration, high reliability, long life.
- Suitable for automobile, machine, electronic equipment, air conditioner and household appliance applications.
- PC board mounting and direct insert mounting available.

Ordering Information

NT90T H L A S DC12V C B 0.9

1 2 3 4 5 6 7 8 9

1 Part number: NT90T、NT90T₂

2 Load: H:30A; N:40A

3 High: NIL: Standard; L: Low profile type

4 Contact arrangement: A:1A; B:1B; C:1C

5 Enclosure: S: Sealed type; D: Dust cover;
E: Covered; O: Open type

6 Coil rated Voltage(V): AC:12,24,110,120,220

DC:3,5,6,9,12,15,18,24,48,110

7 Contact material: C: Ag·CdO; S: Ag·SnO₂

8 Resist heat class: B:130℃ F:155℃

9 Coil power consumption: 0.6:0.6W; 0.9:0.9W
NIL:2VA

Contact Data

Contact Arrangement

1A (SPSTBNO)、1B (SPSTNC)、1C (SPDT(B-M))

Contact Material

Ag·CdO Ag·SnO₂ Ag·SnO₂·In₂O₃

Contact Rating (resistive)

NO: 30A/240VAC,14VDC; NC: 20A/240VAC ;30A/14VDC

NO: 40A/250VAC,30VDC; NC: 30A/250VAC,30VDC (0.9W)

Motor load: 2HP 250VAC ; 1.5HP 250V

Lamp load: TV-5

Max. Switching Power

1100W 7200VA

Max. Switching Voltage

110VDC 250VAC

Max. Switching Current:40A

Contact Resistance or Voltage drop

≤30mΩ

Item 3.12 of IEC255-7

Operation
life

Electrical
Mechanical

10⁵
10⁷

Item 3.30 of IEC255-7
Item 3.31 of IEC255-7

Coil Parameter

AC Coil Parameter

DASH NUMBERS	RATED VOLTAGE VAC		COIL RESISTANCE Ω±10%	PICK UP VOLTAGE VAC(max) (75%of rated voltage)	RELEASE VOLTAGE VAC(min) (30%of rated voltage)	COIL POWER	Operate Time ms	Release Time ms
	RATED	Max						
012AC	12	15.6	27	9.0	3.6	2VA	-	-
024AC	24	31.2	120	18.0	7.2			
110AC	110	143	2360	82.5	33.0			
120AC	120	156	3040	90.0	36.0			
220AC	220	286	13490	165.0	66.0			

CAUTION: 1.The use of any coil voltage less than the rated coil voltage will compromise the operation of the relay.
2.Pickup and release voltage are for test purposes only and are not to be used as design criteria.

005-900	5	6.5	28	3.75	0.5	0.9	≤15	≤10
006-900	6	7.8	40	4.50	0.6			
009-900	9	11.7	90	6.75	0.9			
012-900	12	15.6	160	9.00	1.2			
015-900	15	19.5	250	10.25	1.5			
018-900	18	23.4	360	13.50	1.8			
024-900	24	31.2	640	18.00	2.4			
048-900	48	62.4	2560	36.00	4.8			
110-900	110	143	13445	82.50	11.0			
003-600	3	3.9	15	2.25	0.3	0.6	≤15	≤10
005-600	5	6.5	42	3.75	0.5			
006-600	6	7.8	60	4.50	0.6			
009-600	9	11.7	135	6.75	0.9			
012-600	12	15.6	240	9.00	1.2			
015-600	15	19.5	375	10.25	1.5			
018-600	18	23.4	540	13.50	1.8			
024-600	24	31.2	960	18.00	2.4			
048-600	48	62.4	3840	36.00	4.8			
110-600	110	143	20167	82.50	11.0			

CAUTION: 1.The use of any coil voltage less than the rated coil voltage will compromise the operation of the relay.
2.Pickup and release voltage are for test purposes only and are not to be used as design criteria.

Operation condition

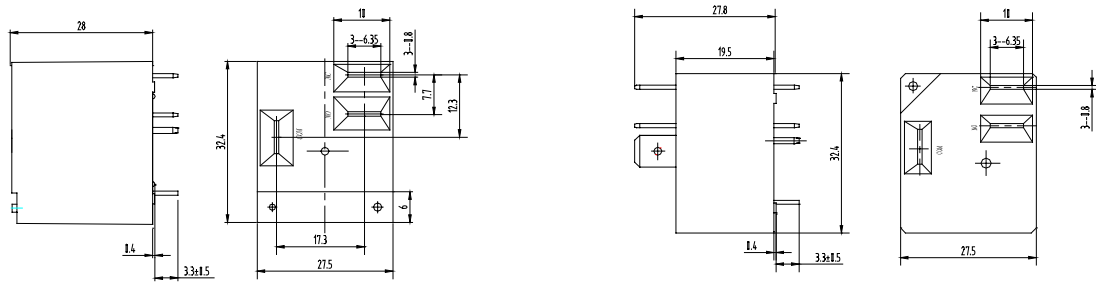
Insulation Resistance	1000MΩ min (at 500VDC)	Item 7 of IEC255-5
Dielectric Strength		
Between contacts	50Hz 1500V	Item 6 of IEC255-5
Between contact and coil	50Hz 2500V	Item 6 of IEC255-5
Shock resistance	200m/s ² 11ms	IEC68-2-27 Test Ea
Vibration resistance	10~55Hz double amplitude 1.5mm	IEC68-2-6 Test Fc
Terminals strength	10N	IEC68-2-21 Test Ua1
Solderability	235℃ ± 2℃ 3 ± 0.5s	IEC68-2-20 Test Ta method 1
Ambient Temperature	-55~100℃ -55~125℃	
Relative Humidity	85% (at 40℃)	IEC68-2-3 Test Ca
Mass	31g (Low profile type) . 35g	

Qualification inspection:

Perform the qualification test as specified in the table IV of IEC255-19-1 and minimum sample size 24.

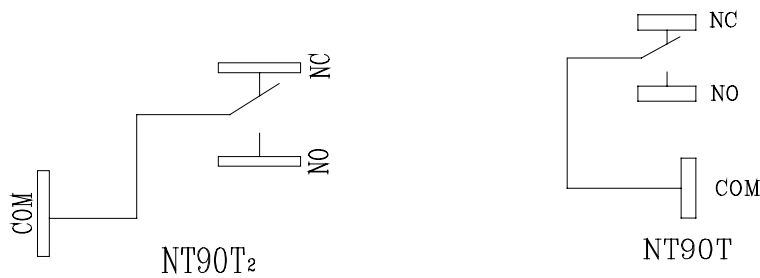


NT90T

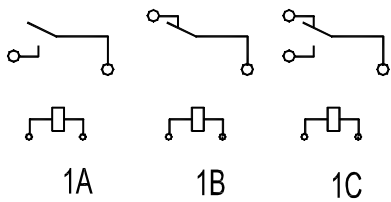


NT90T₂
Dimensions

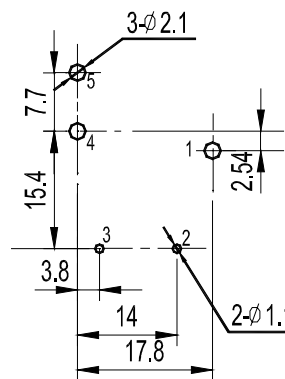
mm	inch
0.4	0.016
0.5	0.020
0.75	0.029
0.8	0.031
0.95	0.037
1.1	0.043
1.2	0.047
1.5	0.059
2.1	0.083
2.54	0.100
3.3	0.130
3.8	0.150
5.0	0.197
5.4	0.213
6	0.236
6.35	0.250
6.4	0.252
7.7	0.303
8	0.315
10	0.394
12.3	0.484
14	0.551
15.4	0.606
17.3	0.681
17.8	0.701
20	0.787
27.5	1.083
28	1.102
32.4	1.275



Wiring diagram(Top views)



Wiring diagram(Bottom views)



Mounting (Bottom views)

NOTES 1).Dimensions are in millimeter.
2).Inch equivalents are given for general information only.

Reference Data

