FEATURES

- Linear temperature coefficient of capacitance
- High stability of capacitance
- Low loss across a wide frequency range

CHARACTERISTICS

Item	Characteristics
Operating Temperature Range	-25°C ~ +85°C
Capacitance Tolerance (min.)	Within the tolerance at 1MHz, 1~3Vrms, 25°C
Working Voltage (WVDC)	50WV or 500WV
Insulation Resistance	10,000MΩ min.
Test Voltage	3 x WVDC
Life Test	At 2 x WVDC @85°C for 1000 hours @ 85°C, capacitors shall meet the following: the capacitance change for ≤30pF will be ≤±5% or ≤0.3pF; for >30pF the capacitance change will be ≤±3%. For ≤30pF Q ≥ 275 = 5/3C; for >30pF Q ≥ 350
Humidity Test	At exposure in the ambient temperature of 40°C, and at 95% RH for 500 hours the capacitors shall meet the following after 24 hours exposure at room temperature: the capacitance change for ≤30pF will be ≤±5% or ≤0.3pF; for >30pF the capacitance change will be ≤±5%. For ≤30pF Q ≥ 275 = 5/3C; for >30pF Q ≥ 350

PART NUMBERING SYSTEM

C D R	5 0	N	2	-	1st digit: 1	2nd digit: 0	# ø's: 1	K	S
Series	Voltage Actaul Value	Temp. Coeff.	Lead Space		Capacitance (pF)			Tolerance	Style

Temp. Coeff.	Code
NPO	**N**
N750	**E**
SL	**S**

Lead Space	Code
2.5mm	**2**
5.0mm	**5**

Tolerance	Code
±0.25pF	**C**
±5%	**J**
±10%	**K**

Tolerance	Code
±20%	**M**
±0.5pF	**D**
+80/-20%	**Z**

Style	Code
Straight	**S**
Formed	**F**

DIMENSIONS (mm), CAPACITANCE RANGES (pF), TYPICAL TEMPERATURE CHARACTERISTICS

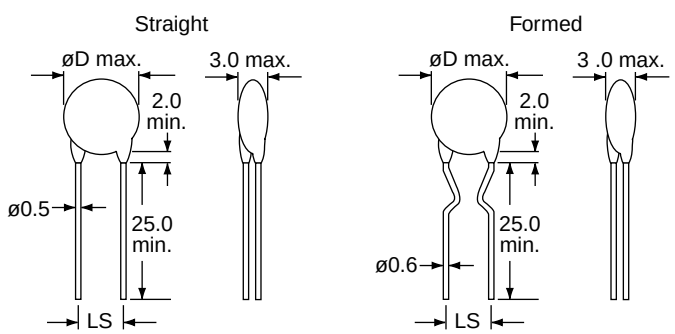

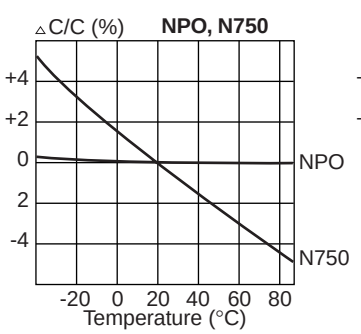

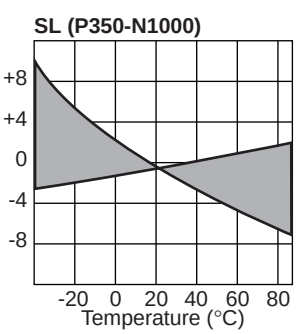

Dimensions		Working Voltage (WV); Temperature Coefficient; Capacitance Range (pF)					
		50			500		
øD (mm)	LS (mm)	NPO	N750	SL	NPO	N750	SL
5	2.5/5.0	1 ~ 47	22 ~ 47	50 ~ 150	1-33	- - -	39 ~ 100
6	2.5/5.0	56 ~ 68	- - -	180 ~ 220	36	18 ~ 33	120 ~ 150
7.5	2.5/5.0	82 ~ 100	- - -	250 ~ 330	39 ~ 68	39 ~ 68	180 ~ 220
8.5	2.5/5.0	120 ~ 150	- - -	390 ~ 470	- - -	- - -	270 ~ 300
9.5	5.0	180 ~ 200	- - -	500 ~ 680	- - -	- - -	300 ~ 390
10.5	5.0	220 ~ 270	- - -	820	- - -	- - -	400 ~ 470
12.5	5.0	300 ~ 330	- - -	- - -	- - -	- - -	560