



## **FEATURES | BENEFITS**

- For OEM, prototyping, programming and test applications
- Surface mount
- Zero insertion force
- Land pad footprint common for package and socket
- Positive locking lid design
- Effortless loading and unloading
- High normal force contacts
- Available without alignment pins for pick and place
- Available with alignment pins to facilitate hand placement
- Standard packaging is in trays or tape and reel configurations
- RoHS compliant

## **SPECIFICATIONS**

### **ELECTRICAL:**

- Contact resistance: 30 milliohms (maximum)
- Current rating: 0.5 amp
- Dielectric withstanding voltage: 250V AC
- Insulation resistance: 500 Mega Ohms

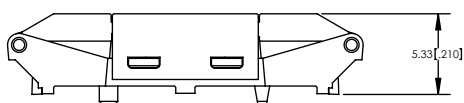
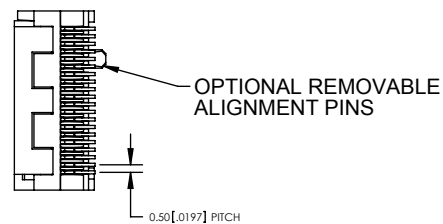
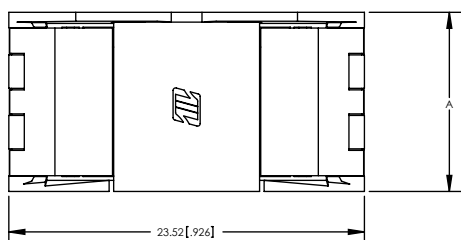
### **MECHANICAL:**

- Contact material: Copper Alloy
- Minimum insertion/withdrawal cycles: 50

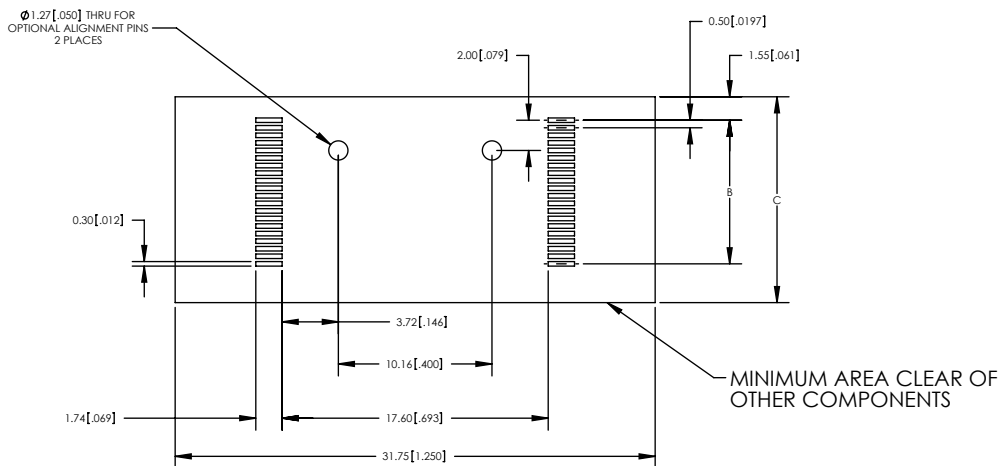
### **ENVIRONMENTAL:**

- Body, lid, and locking material: LCP
- Flammability 94V-0
- Operating Temperature: -55°C to 105°C

# SURFACE MOUNT SOCKET 0.50 mm TSOP



## SOCKET LAND-PAD FOOTPRINT



MILLIMETERS (INCHES)

## DIMENSION CHART

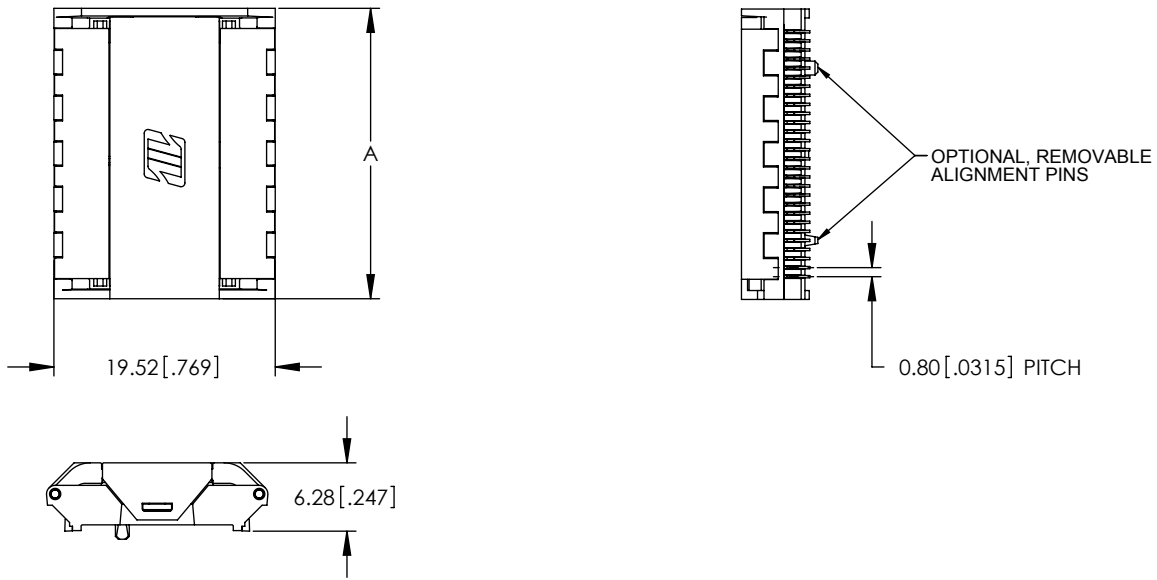
PACKAGE	#LEADS	DIM A		DIM B		DIM C		MERITEC PART NUMBER		STANDARD PACKAGE QTY	
		mm	inches	mm	inches	mm	inches	WITHOUT ALIGNMENT PINS	WITH ALIGNMENT PINS	PER TRAY	TAPE & REEL
0.50 MM TSOP	40	11.85	.467	9.50	.374	13.61	.536	980020-40-P1	980020-40-P2	70	250*
	48	13.85	.545	11.50	.453	15.62	.615	980020-48-P1	980020-48-P2	63	250*
	56	15.85	.624	13.50	.531	17.63	.694	980020-56-P1	980020-56-P2	56	250*

\* Note: when ordering tape and reel packaging, the part number should be followed by the letter "K"

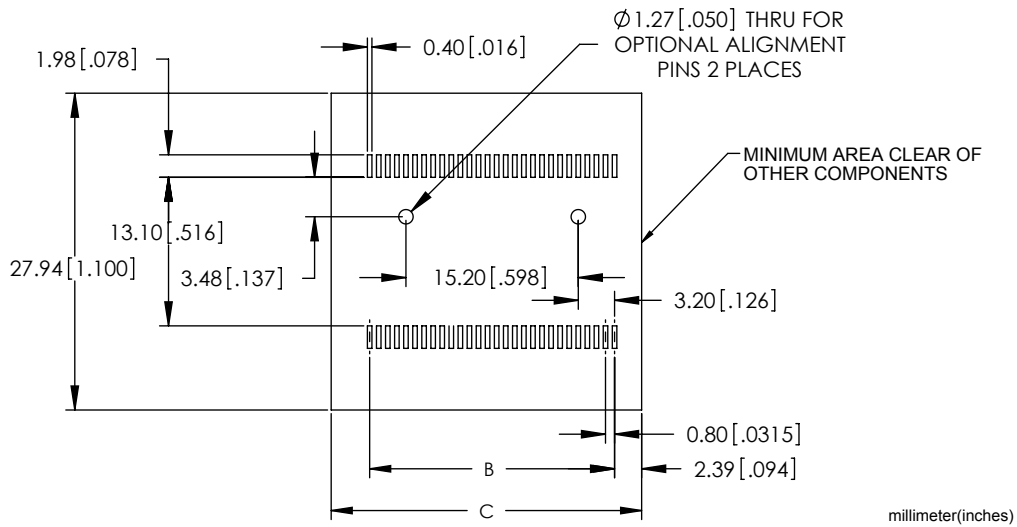
### CONFIDENTIAL AND PROPRIETARY NOTICE

This document and the information contained in it are confidential property of Meritec. The document and information are provided to you for your review and evaluation and must not be furnished or disclosed to other without prior written consent by an authorized representative of Meritec.

# SURFACE MOUNT SOCKET 0.80 mm TSOP



## SOCKET LAND-PAD FOOTPRINT



## DIMENSION CHART

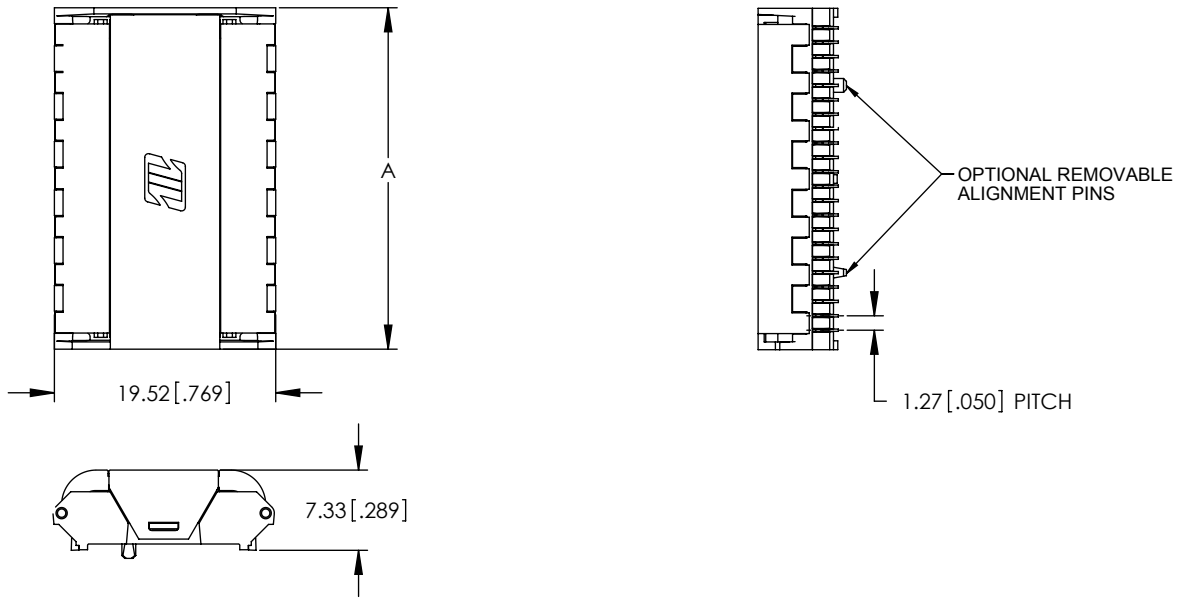
		DIM A		DIM B		DIM C		MERITEC PART NUMBER		STANDARD PACKAGE QTY	
PACKAGE	#LEADS	mm	inches	mm	inches	mm	inches	WITHOUT ALIGNMENT PINS	WITH ALIGNMENT PINS	PER TRAY	TAPE & REEL
0.80mm SSOP	56	25.60	1.008	21.60	.850	27.38	1.078	980022-56-P1	980022-56-P2	32	250*

\* Note: when ordering tape and reel packaging, the part number should be followed by the letter "K"

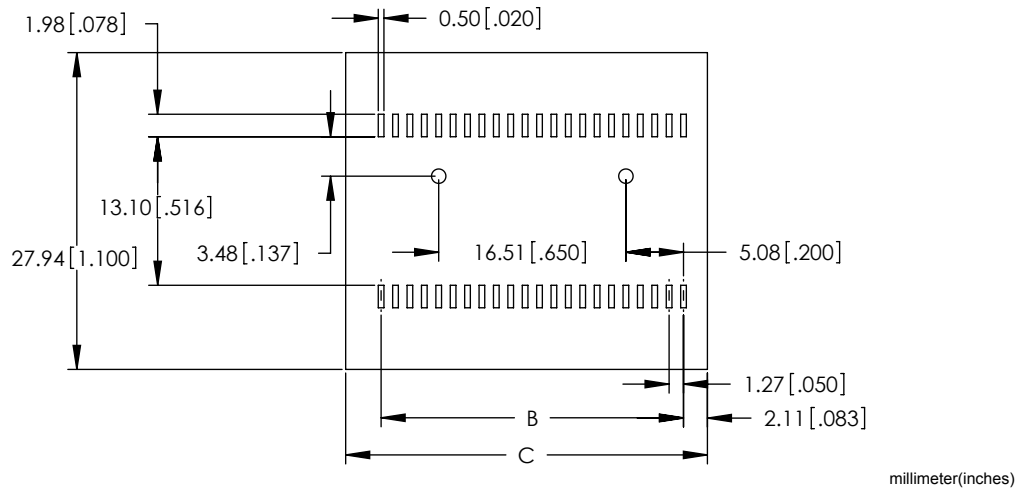
**CONFIDENTIAL AND PROPRIETARY NOTICE**

This document and the information contained in it are confidential property of Meritec. The document and information are provided to you for your review and evaluation and must not be furnished or disclosed to other without prior written consent by an authorized representative of Meritec.

# SURFACE MOUNT SOCKET 1.27 mm PSOP



## SOCKET LAND-PAD FOOTPRINT



## DIMENSION CHART

PACKAGE	#LEADS	DIM A		DIM B		DIM C		MERITEC PART NUMBER		STANDARD PACKAGE QTY	
		mm	inches	mm	inches	mm	inches	WITHOUT ALIGNMENT PINS	WITH ALIGNMENT PINS	PER TRAY	TAPE & REEL
1.27mm PSOP	44	30.10	1.185	26.67	1.050	31.90	1.256	980021-44-P1	980021-44-P2	32	250*

\* Note: when ordering tape and reel packaging, the part number should be followed by the letter "K"

**CONFIDENTIAL AND PROPRIETARY NOTICE**

This document and the information contained in it are confidential property of Meritec. The document and information are provided to you for your review and evaluation and must not be furnished or disclosed to other without prior written consent by an authorized representative of Meritec.