

**PLEASE CHECK WWW.MOLEX.COM FOR LATEST PART INFORMATION**

**Part Number:** [0510211500](#)  
**Status:** **Active**  
**Overview:** [picoblade](#)  
**Description:** 1.25mm (.049") Pitch PicoBlade™ Wire-to-Wire and Wire-to-Board Housing, Female, 15 Circuits

**Documents:**

<a href="#">3D Model</a>	<a href="#">Product Specification PS-51021-022 (PDF)</a>
<a href="#">Drawing (PDF)</a>	<a href="#">Product Specification PS-51021-023 (PDF)</a>
<a href="#">Product Specification PS-51021-001 (PDF)</a>	<a href="#">Product Specification PS-51021-026 (PDF)</a>
<a href="#">Product Specification PS-51021-002 (PDF)</a>	<a href="#">Product Specification PS-51021-027 (PDF)</a>
<a href="#">Product Specification PS-51021-010 (PDF)</a>	<a href="#">Product Specification PS-51021-028 (PDF)</a>
<a href="#">Product Specification PS-51021-011 (PDF)</a>	<a href="#">RoHS Certificate of Compliance (PDF)</a>

**Agency Certification**

CSA	LR19980
UL	E29179

**General**

Product Family	Crimp Housings
Series	<a href="#">51021</a>
Overview	<a href="#">picoblade</a>
Product Name	PicoBlade™

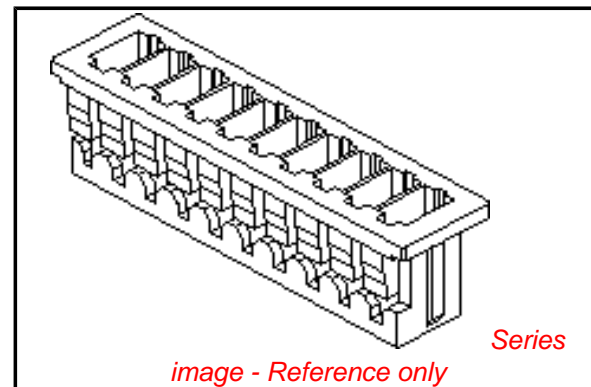
**Physical**

Circuits (maximum)	15
Color - Resin	Natural
Flammability	94V-0
Gender	Female
Glow-Wire Compliant	No
Lock to Mating Part	Yes
Material - Resin	Polyester
Number of Rows	1
Packaging Type	Bag
Panel Mount	No
Pitch - Mating Interface (in)	0.049 In
Pitch - Mating Interface (mm)	1.25 mm
Stackable	No
Temperature Range - Operating	-40°C to +85°C

**Material Info**

**Reference - Drawing Numbers**

Packaging Specification	SPK-51021
Product Specification	PS-51021-001, PS-51021-002, PS-51021-010, PS-51021-011, PS-51021-022, PS-51021-023, PS-51021-026, PS-51021-027, PS-51021-028, RPS-51021-001, RPS-51021-002, RPS-51021-003, RPS-51021-004, RPS-51021-006, RPS-51021-007, RPS-51021-008, RPS-51021-009, RPS-51021-010, RPS-51021-011, RPS-51021-013, RPS-51021-014, RPS-51021-018, RPS-51021-020, RPS-51021-021, RPS-51021-023, RPS-51021-024, RPS-51021-025, RPS-51021-028, RPS-51021-030, RPS-51021-031, RPS-51021-032, RPS-51021-033, RPS-51021-034, RPS-51021-037, RPS-51021-038, RPS-51021-039, RPS-51021-040, RPS-51021-041, RPS-51021-042,



**EU RoHS**

**ELV and RoHS Compliant**  
**REACH SVHC Contains SVHC: No**  
**Halogen-Free Status**

**China RoHS**



**Need more information on product environmental compliance?**

Email [productcompliance@molex.com](mailto:productcompliance@molex.com)  
 For a multiple part number RoHS Certificate of Compliance, [click here](#)

Please visit the [Contact Us](#) section for any non-product compliance questions.

**Search Parts in this Series**

[51021Series](#)

**Mates With**

[51047 Crimp Housing](#), [53047 PCB Header](#), [53048 PCB Header](#), [53261 PCB Header](#), [53398 PCB Header](#)

**Use With**

[50058 crimp terminal](#), [50079 crimp terminal](#)

Sales Drawing

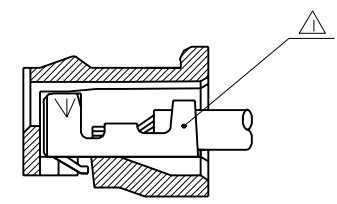
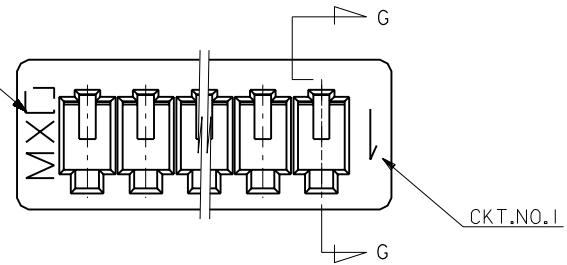
RPS-51021-043, RPS-51021-044, RPS-51021-045,  
RPS-51021-046, RPS-51021-047, RPS-51021-048,  
RPS-51021-051, RPS-51021-052, RPS-51021-053,  
RPS-51021-054, RPS-51021-055, RPS-51021-056,  
RPS-51021-057, RPS-51021-058, RPS-51021-059,  
RPS-51021-060, RPS-51021-061, RPS-51021-062,  
RPS-51021-063, RPS-51021-064, RPS-51021-065,  
RPS-51021-066, RPS-51021-067, RPS-51021-068,  
RPS-51021-071, RPS-51021-072, RPS-51021-073,  
RPS-51021-074, RPS-51021-076, RPS-51021-077,  
RPS-51021-078, RPS-51021-079, RPS-51021-081,  
RPS-51021-084, RPS-51021-085, RPS-51021-086,  
RPS-51021-089, RPS-51021-091, RPS-51021-092,  
RPS-51021-096, RPS-51021-097, RPS-51021-101,  
RPS-53398-002, RPS-53398-037, RPS-53398-038  
SD-51021-\*\*00, SD-51021-002

This document was generated on 06/01/2010

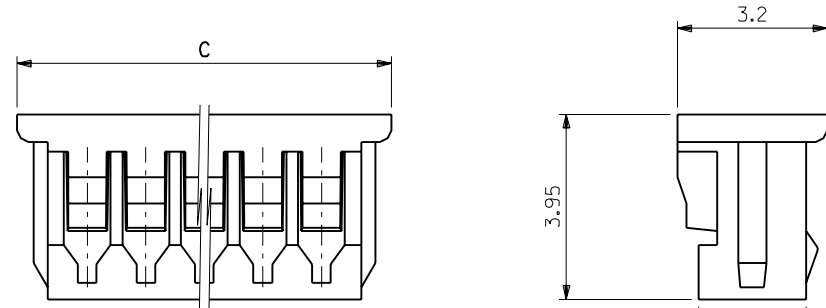
**PLEASE CHECK [WWW.MOLEX.COM](http://WWW.MOLEX.COM) FOR LATEST PART INFORMATION**

DWG. NO.  
SD-51021-\*\*-00

トレードマーク  
TRADE MARK



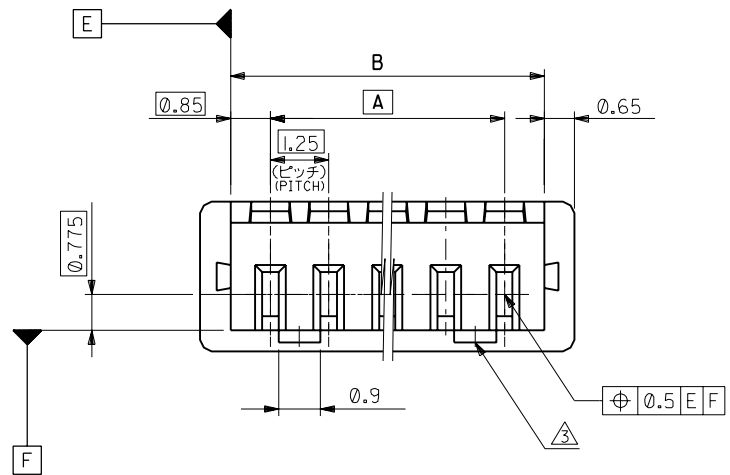
SECT. G-G



注記 NOTES

- △ 適合ターミナル : 50058, 50079 シリーズ  
APPLICABLE TERMINAL : 50058, 50079 SERIES
- 2 嵌合相手 : 53047, 53048, 53261, 53398 シリーズ  
MATE WITH : 53047, 53048, 53261, 53398 SERIES
- △ ロックは、2, 3極は1ヶ, 4極以上は2ヶとする。  
LOCKING WINDOW : ONE PLACE FOR 2 & 3 CKT.  
AND TWO PLACES FOR MORE THAN 3 CKT.

20.5	19.2	17.5	51021-1500	15
19.25	17.95	16.25	-1400	14
18	16.7	15	-1300	13
16.75	15.45	13.75	-1200	12
15.5	14.2	12.5	-1100	11
14.25	12.95	11.25	-1000	10
13	11.7	10	-0900	9
11.75	10.45	8.75	-0800	8
10.5	9.2	7.5	-0700	7
9.25	7.95	6.25	-0600	6
8	6.7	5	-0500	5
6.75	5.45	3.75	-0400	4
5.5	4.2	2.5	-0300	3
4.25	2.95	1.25	51021-0200	2
C	B	A	ENG.NO.	極数 CKTS.



角度 ANGLE	±3°				
30以上 OVER	+0.3				
10以上 30未満 UNDER	+0.25				
10未満 UNDER	+0.2				
一般公差 GENERAL TOLERANCES		記号 LTR	変更内容 REVISION RECORD	DR. CHK.	日付 DATE
		D	変更及び再作図 REVISED & REDRAWN (030522)	K.T. H.H.	'93/6/1

材料 MATERIAL	仕上げ FINISH	適用電線範囲 WIRE RANGE	被覆外径 INS. RANGE
PBTP UL94V-0	—H—	—H—	—H—
DRAWN BY '93/6/1 K.TOJO		CHK'D BY '93/6/1 H.HIRAMOTO	
APP'D BY '93/6/1 M.FUKUSHIMA		尺度 SCALE 10 : 1	

MOLEX-JAPAN CO.,LTD. 日本モレックス株式会社	
REVISE ONLY ON CAD SYSTEM	
TITLE 名称 1.25 WIRE TO BOARD CONN. RECEPTACLE HOUSING	
DWG. NO. SD-51021-**-00	REV D

DIMENSIONS IN METRIC DO NOT SCALE DRAWING

:MM

51021J511

10 9 8 7 6 5 4 3 2 1

F

F

E

E

D

D

C

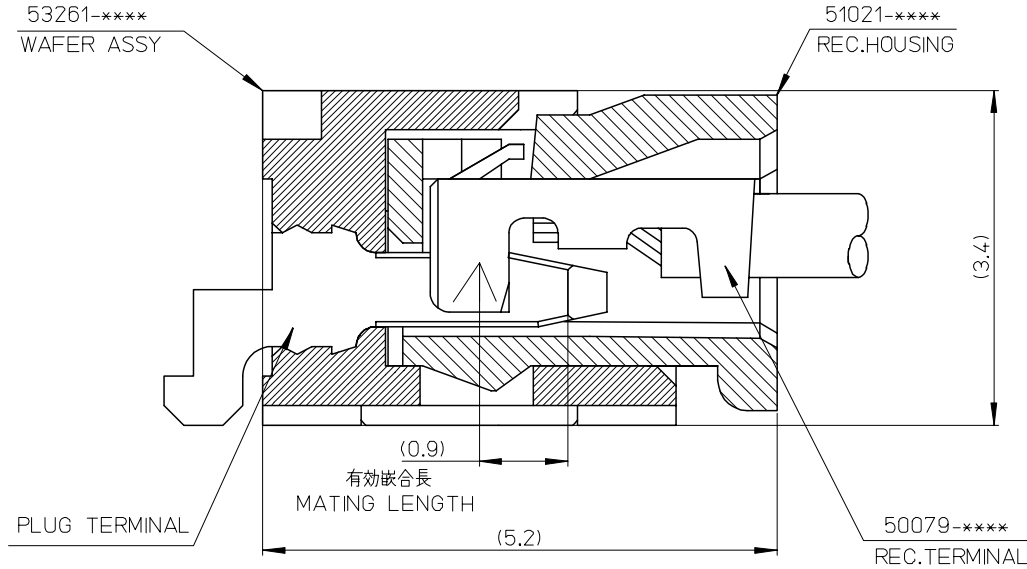
C

B

B

A

A



53261-****	WAFER ASSY	MODEL NO./MATERIAL NO.
50079-****	TERMINAL	
51021-****	HOUSING	

RELEASED EC NO: J2006-2426 DRWN: A0YAGI 2006/02/02 CHKD: YMAEDA 2006/02/03 APPR: NUKITA 2006/02/07	GENERAL TOLERANCES (UNLESS SPECIFIED)		DIMENSION STYLE MM ONLY		SCALE ---	DESIGN UNITS METRIC	THIRD ANGLE PROJECTION	
	10 UNDER	± ---	DRAWN BY Y. A0YAGI	DATE 2006/01/30	TITLE 1.25 W-TO-B CONN. 51021,53261 MATING CROSS SECTION			
	10 OVER 30 UNDER	± ---	CHECKED BY Y. MAEDA	DATE 2006/01/30	MOLEX INCORPORATED			
	30 OVER	± ---	APPROVED BY N. UKITA	DATE 2006/01/30	MATERIAL NO. SEE CHART			
	ANGULAR ± --- °		DRAFT WHERE APPLICABLE MUST REMAIN WITHIN DIMENSIONS		DOCUMENT NO. SD-51021-002		SHEET NO. 1 OF 1	