


TCH

50/60 Hz Low Profile UL Approved Transformers 2W-14W

www.DataSheet4U.com



Power Transformers 50/60Hz

This series of flat mains transformers has a typical structure in the type of winding used and its layout.

They are characterized by their UI shaped laminated core made of grain oriented magnetic plates.

Their main characteristics are their low profile and their high dielectric strength, as well as an excellent PERFORMANCE to PRICE ratio.

They are encapsulated in a flame resistant plastic case filled with heat resistant synthetic resin. They are manufactured in 8 standardized power ratings of 2, 4, 6, 7, 10, 14 and 18 VA, with double secondary voltages of 6, 9, 12, 15, 18 or 24 Vac.

Customer-designed models

By request, we can manufacture customer-designed models with the voltages, power ratings and pin layout different from the standardized ones. The only restriction being that they must be able to fit into the available standard cases and the distribution of pins must be respected. They can also be made in open construction, but their insulation decreases and they lose their resistance to moisture.

By request, we can manufacture TCH standard models of 4, 6, 10, and 18VA with 2 primaries (table-2) at 115 V according the VDE 551 / EN 60742 standard. (Approval in process).

TCH**50/60 Hz Low Profile UL Approved Transformers 2W-14W**

www.DataSheet4U.com

Power Transformers 50/60Hz

Technical Data**Table 1**

Code	VA	Primary	Connections	Secondary Load	Connections	Weight	Case Type	H mm
TCH-2-6	2	2x110V	1-3/6-8	2x6V / 2x0,166A	9-10/15-16	0,150	A	19
TCH-2-9	2	2x110V	1-3/6-8	2x9V / 2x0,111A	9-10/15-16	0,150	A	19
TCH-2-12	2	2x110V	1-3/6-8	2x12V / 2x0,083A	9-10/15-16	0,150	A	19
TCH-2-15	2	2x110V	1-3/6-8	2x15V / 2x0,066A	9-10/15-16	0,150	A	19
TCH-2-18	2	2x110V	1-3/6-8	2x18V / 2x0,055A	9-10/15-16	0,150	A	19
TCH-2-24	2	2x110V	1-3/6-8	2x24V / 2x0,041A	9-10/15-16	0,150	A	19
TCH-4-6	4	2x110V	1-3/6-8	2x6V / 2x0,333A	9-10/15-16	0,150	B	22
TCH-4-9	4	2x110V	1-3/6-8	2x9V / 2x0,222A	9-10/15-16	0,150	B	22
TCH-4-12	4	2x110V	1-3/6-8	2x12V / 2x0,166A	9-10/15-16	0,150	B	22
TCH-4-15	4	2x110V	1-3/6-8	2x15V / 2x0,135A	9-10/15-16	0,150	B	22
TCH-4-18	4	2x110V	1-3/6-8	2x18V / 2x0,112A	9-10/15-16	0,150	B	22
TCH-4-24	4	2x110V	1-3/6-8	2x24V / 2x0,083A	9-10/15-16	0,150	B	22
TCH-7-6	7	2x110V	2-4/7-9	2x6V / 2x0,583A	11-12/19-20	0,280	C	22
TCH-7-9	7	2x110V	2-4/7-9	2x9V / 2x0,388A	11-12/19-20	0,280	C	22
TCH-7-12	7	2x110V	2-4/7-9	2x12V / 2x0,291A	11-12/19-20	0,280	C	22
TCH-7-15	7	2x110V	2-4/7-9	2x15V / 2x0,233A	11-12/19-20	0,280	C	22
TCH-7-18	7	2x110V	2-4/7-9	2x18V / 2x0,194A	11-12/19-20	0,280	C	22
TCH-7-24	7	2x110V	2-4/7-9	2x24V / 2x0,145A	11-12/19-20	0,280	C	22
TCH-14-6	14	2x110V	2-4/7-9	2x6V / 2x1,166A	11-12/19-20	0,410	D	27
TCH-14-9	14	2x110V	2-4/7-9	2x9V / 2x0,777A	11-12/19-20	0,410	D	27
TCH-14-12	14	2x110V	2-4/7-9	2x12V / 2x0,583A	11-12/19-20	0,410	D	27
TCH-14-15	14	2x110V	2-4/7-9	2x15V / 2x0,466A	11-12/19-20	0,410	D	27
TCH-14-18	14	2x110V	2-4/7-9	2x18V / 2x0,388A	11-12/19-20	0,410	D	27
TCH-14-24	14	2x110V	2-4/7-9	2x24V / 2x0,291A	11-12/19-20	0,410	D	27

APPROVALS**THERMIC CLASSIFICATION****DIELECTRIC STRENGTH P/S**

ta40/E

4 KVac

506

TCH

50/60 Hz Low Profile UL Approved Transformers 2W-14W

www.DataSheet4U.com

Technical Data

Table 2

Code	VA	Primary	Connections	Secondary Load	Connections	Weight	Case Type	H mm
TCH-4-6	4	2x110V	1-3/6-8	2x6V / 2x0,333A	9-10/15-16	0,150	A	19
TCH-4-9	4	2x110V	1-3/6-8	2x9V / 2x0,222A	9-10/15-16	0,150	A	19
TCH-4-12	4	2x110V	1-3/6-8	2x12V / 2x0,166A	9-10/15-16	0,150	A	19
TCH-4-15	4	2x110V	1-3/6-8	2x15V / 2x0,133A	9-10/15-16	0,150	A	19
TCH-4-18	4	2x110V	1-3/6-8	2x18V / 2x0,111A	9-10/15-16	0,150	A	19
TCH-4-24	4	2x110V	1-3/6-8	2x24V / 2x0,083A	9-10/15-16	0,150	A	19
TCH-6-6	6	2x110V	1-3/6-8	2x6V / 2x0,500A	9-10/15-16	0,150	B	22
TCH-6-9	6	2x110V	1-3/6-8	2x9V / 2x0,333A	9-10/15-16	0,150	B	22
TCH-6-12	6	2x110V	1-3/6-8	2x12V / 2x0,250A	9-10/15-16	0,150	B	22
TCH-6-15	6	2x110V	1-3/6-8	2x15V / 2x0,200A	9-10/15-16	0,150	B	22
TCH-6-18	6	2x110V	1-3/6-8	2x18V / 2x0,166A	9-10/15-16	0,150	B	22
TCH-6-24	6	2x110V	1-3/6-8	2x24V / 2x0,125A	9-10/15-16	0,150	B	22
TCH-10-6	10	2x110V	2-4/7-9	2x6V / 2x0,833A	11-12/19-20	0,280	C	22
TCH-10-9	10	2x110V	2-4/7-9	2x9V / 2x0,555A	11-12/19-20	0,280	C	22
TCH-10-12	10	2x110V	2-4/7-9	2x12V / 2x0,416A	11-12/19-20	0,280	C	22
TCH-10-15	10	2x110V	2-4/7-9	2x15V / 2x0,333A	11-12/19-20	0,280	C	22
TCH-10-18	10	2x110V	2-4/7-9	2x18V / 2x0,277A	11-12/19-20	0,280	C	22
TCH-10-24	10	2x110V	2-4/7-9	2x24V / 2x0,208A	11-12/19-20	0,280	C	22
TCH-18-6	18	2x110V	2-4/7-9	2x6V / 2x1,500A	11-12/19-20	0,410	D	27
TCH-18-9	18	2x110V	2-4/7-9	2x9V / 2x1,000A	11-12/19-20	0,410	D	27
TCH-18-12	18	2x110V	2-4/7-9	2x12V / 2x0,750A	11-12/19-20	0,410	D	27
TCH-18-15	18	2x110V	2-4/7-9	2x15V / 2x0,600A	11-12/19-20	0,410	D	27
TCH-18-18	18	2x110V	2-4/7-9	2x18V / 2x0,500A	11-12/19-20	0,410	D	27
TCH-18-24	18	2x110V	2-4/7-9	2x24V / 2x0,375A	11-12/19-20	0,410	D	27

Power Transformers 50/60Hz

APPROVALS



506

THERMIC CLASSIFICATION

ta40/E

DIELECTRIC STRENGTH P/S

4 KVac

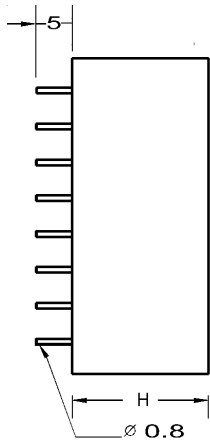
EN 61558

TCH

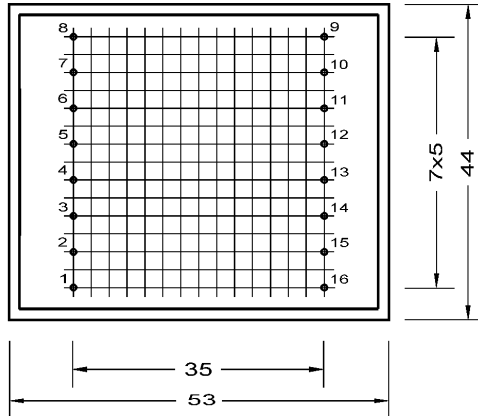
50/60 Hz Low Profile UL Approved Transformers 2W-14W

www.DataSheet4U.com

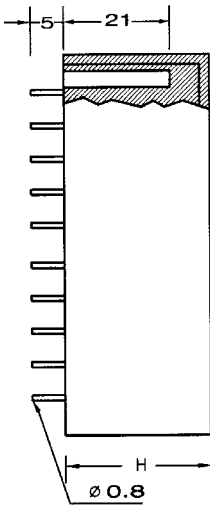
Power Transformers 50/60Hz



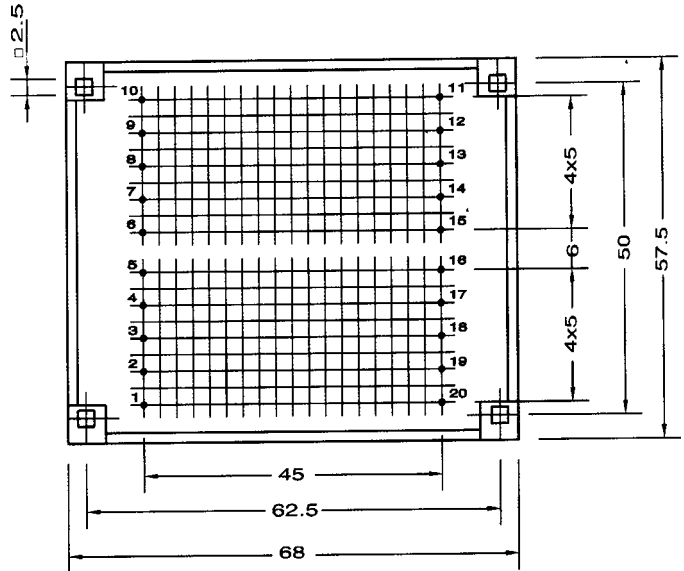
CASE A-B



PIN VIEW



CASE C-D



FIXATION: 4 EYELETS FOR SELF-TAPPING SCREW 2.9x-

MEASUREMENTS mm

www.DataSheet4U.com