

FOX 3.0V LOW PROFILE VCTCXO MODEL: FOX801BE

FEATURES

- 3.0V Operation
- 2.0mm Height Max
- Clipped Sine Output
- Low Cost
- Stocking Standard
- Tape and Reel (2,000 pcs. STD)



Quote it!

Learn more about:
[Part Marking Identification](#)
[Tape and Reel Specification](#)

Internet required

• PART NUMBER SELECTION [Learn More](#) - Internet Required

Part Number	Model Number	Frequency Stability	Operating Temperature (°C)	Frequency Range (MHz)
254-Frequency-xxxxx	FOX801BE	see table	-30 ~ +75	10.000 ~ 50.000

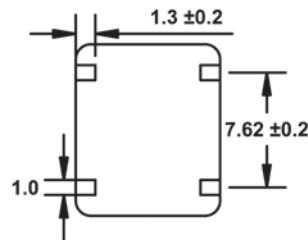
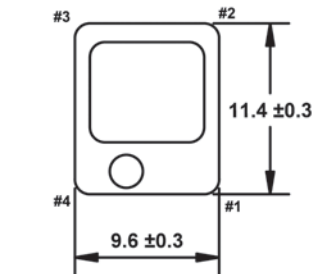
• ELECTRICAL CHARACTERISTICS

PARAMETERS	MAX (unless otherwise noted)
Frequency Range (Fo)	10.000 ~ 50.000 MHz
Temperature Range	
Operating (TOPR)	-30°C ~ +75°C
Storage (TSTG)	-35°C ~ +85°C
Frequency Tolerance (@25°C) Vc = 1.5V ¹	±0.5PPM
Supply Voltage (VDD)	3.0V ± 5%
Input Current (IDD)	2.0mA
Frequency Stability	
Over Temperature Range	±2.5PPM
Over Supply Voltage Change (3.0V ± 5%)	±0.3PPM
Over Load Change (10Ω ± 10% // 10pF ± 10%)	±0.3PPM
Voltage Control ¹ (1.5V ± 1.0V)	±3.0PPM Min
Output Waveform (Clipped Sine)	
Peak-to-Peak Level (Vp-p)	
10.000 ~ 14.400	0.8V Min
14.400+ ~ 22.000	0.7V Min
Output Load	10KΩ // 10pF
Frequency Adjustment (Internal Trimmer)	±3.0PPM
Aging per year	±0.8PPM

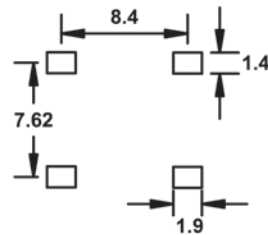
¹ For proper operation, a control voltage (Vc) must be applied to pin 1 on VCTCXOs.
All specifications subject to change without notice. Rev. 6/1/04

• DISTRIBUTOR STOCKING ITEMS

Model Number	Frequency (MHz)
FOX801BE-100	10.000
FOX801BE-128	12.800
FOX801BE-144	14.400
FOX801BE-160	16.000
FOX801BE-192	19.200



Recommended Solder Pad Layout



Pin Connections

#1 Vc #3 Output
#2 GND #4 VDD

All dimensions are in millimeters.