

## SPECIFICATIONS

|                       |                              |
|-----------------------|------------------------------|
| Electrical Ratings    | 50mA @ 50VDC                 |
| Electrical Life       | 200,000 cycles typical       |
| Contact Resistance    | < 50 mΩ initial              |
| Actuation Force       | 160 +/- 50gF<br>260 +/- 50gF |
| Actuator Travel       | .15 +/- .05mm                |
| Dielectric Strength   | 250Vrms min                  |
| Insulation Resistance | > 100MΩ min                  |
| Operating Temperature | -40°C to 85°C                |
| Storage Temperature   | -40°C to 85°C                |



## MATERIALS ←RoHS COMPLIANT

|           |                                |
|-----------|--------------------------------|
| Actuator  | 4/6 Nylon                      |
| Housing   | 4/6 Nylon                      |
| Cover     | Stainless Steel                |
| Contacts  | Stainless Steel, Silver Plated |
| Terminals | Brass, Silver Plated           |

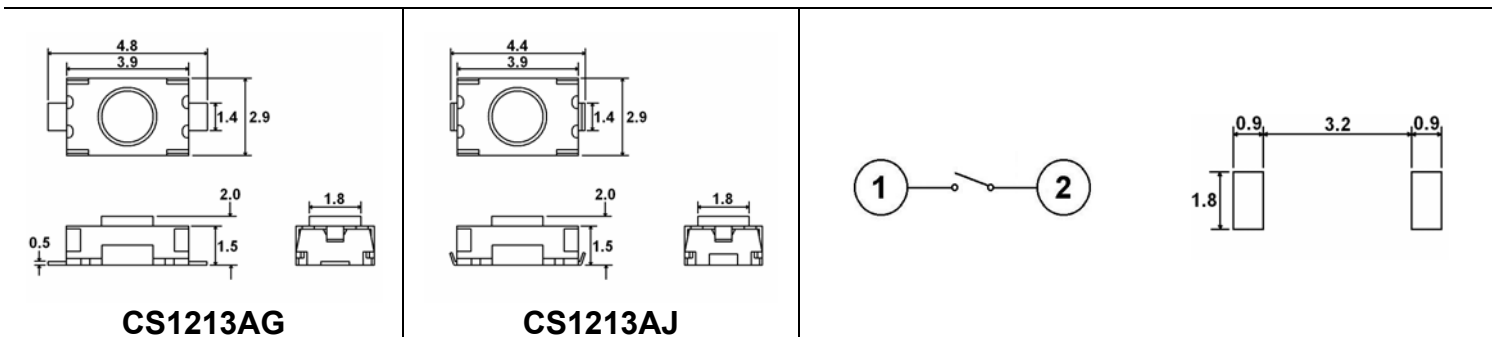
## ORDERING INFORMATION

|  |               |          |          |             |
|--|---------------|----------|----------|-------------|
| <b>1. Series:</b>  | <b>CS1213</b> | <b>A</b> | <b>J</b> | <b>F160</b> |
| CS1213   |               |          |          |             |
| <b>2. Locating Boss Option:</b>  |               |          |          |             |
| A = Without Boss<br>B = With Boss  |               |          |          |             |
| <b>3. Terminal Option:</b>   |               |          |          |             |
| G = Gull Wing<br>J = J Lead<br>L = 4 terminal Gull Wing<br>LE = 4 terminal Gull Wing, with earth ground <b>**Not available with boss</b> |               |          |          |             |
| <b>4. Actuation Force:</b>   |               |          |          |             |
| F160 = 160gF<br>F260 = 260gF   |               |          |          |             |

www.DataSheet4U.com

## DIMENSIONS

## SCHEMATIC & PC LAYOUTS

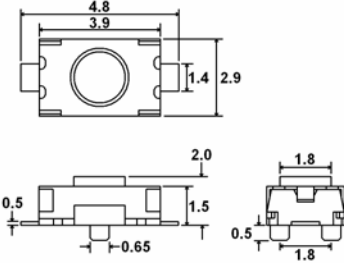
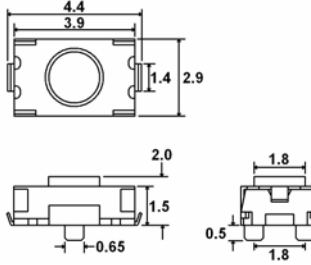
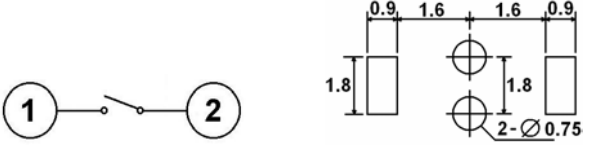
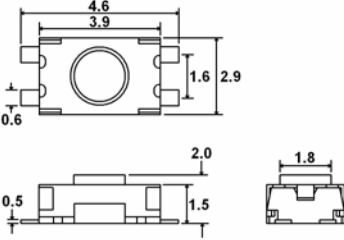
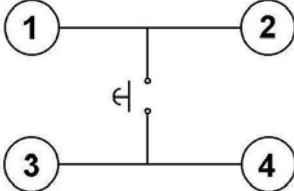
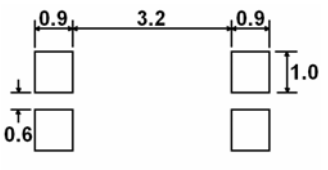
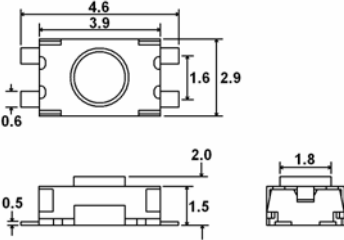
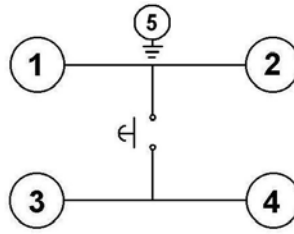
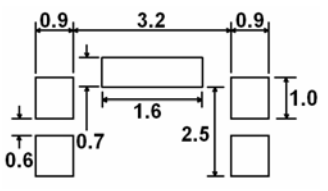
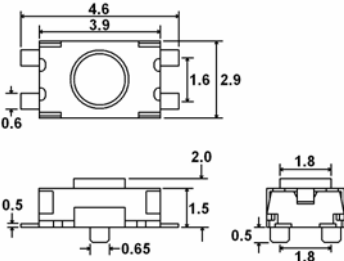
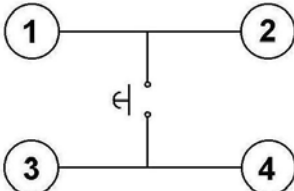
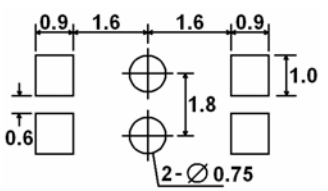


**CS1213AG**

**CS1213AJ**

**DIMENSIONS**

**SCHEMATIC & PC LAYOUTS**

|   |   |   |
|---|---|---|
|  <p>CS1213BG</p>   |  <p>CS1213BJ</p> |     |
|  <p>CS1213AL</p>   |                  |    |
|  <p>CS1213ALE</p> |                 |   |
|  <p>CS1213BL</p> |                |  |