

PLEASE CHECK WWW.MOLEX.COM FOR LATEST PART INFORMATION

Part Number: [0767106108](#)
Status: **Active**
Description: 1.40mm (0.055") Pitch Tinman Vertical Receptacle, Dual End, 5 Pair, 8 Column, 120 Circuits, 85 Ohms, Tin/Lead

Documents:

[Drawing \(PDF\)](#) [RoHS Certificate of Compliance \(PDF\)](#)

General

Product Family	Backplane Connectors
Series	76710
Application	Backplane
Comments	85 Ohms
Component Type	PCB Receptacle
Product Name	Tinman
Style	N/A

Physical

Circuits (Loaded)	120
Circuits (maximum)	120
Color - Resin	Black
Durability (mating cycles max)	200
First Mate / Last Break	Yes
Guide to Mating Part	No
Keying to Mating Part	None
Material - Metal	Copper Alloy
Material - Plating Mating	Tin-Lead
Material - Resin	High Temperature Thermoplastic
Number of Columns	8
Number of Pairs	5
Number of Rows	15
Orientation	Vertical
PC Tail Length (in)	0.098 In
PC Tail Length (mm)	2.50 mm
PCB Locator	No
PCB Retention	None
PCB Thickness Recommended (in)	0.055 In
PCB Thickness Recommended (mm)	1.40 mm
Packaging Type	Tube
Pitch - Mating Interface (in)	0.074 In
Pitch - Mating Interface (mm)	1.90 mm
Stackable	No
Surface Mount Compatible (SMC)	Yes
Temperature Range - Operating	-65°C to +90°C
Termination Interface: Style	Surface Mount

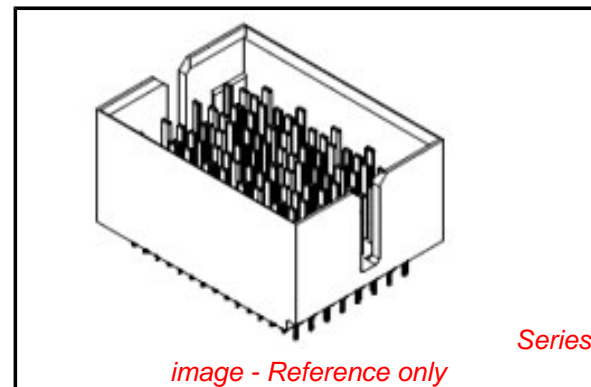
Electrical

Current - Maximum per Contact	0.5A
Data Rate	10.0 Gbps
Shielded	No
Voltage - Maximum	250V AC

Material Info

Reference - Drawing Numbers

Packaging Specification	PK-70873-0063
Sales Drawing	SD-76710-608



EU RoHS

RoHS Compliant by Exemption
REACH SVHC Not Reviewed
Halogen-Free Status Not Reviewed

China RoHS



Need more information on product environmental compliance?

Email productcompliance@molex.com
 For a multiple part number RoHS Certificate of Compliance, [click here](#)

Please visit the [Contact Us](#) section for any non-product compliance questions.

Search Parts in this Series

[76710Series](#)

Application Tooling | [FAQ](#)

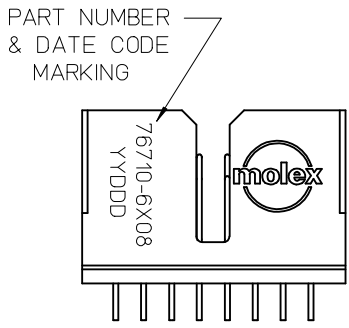
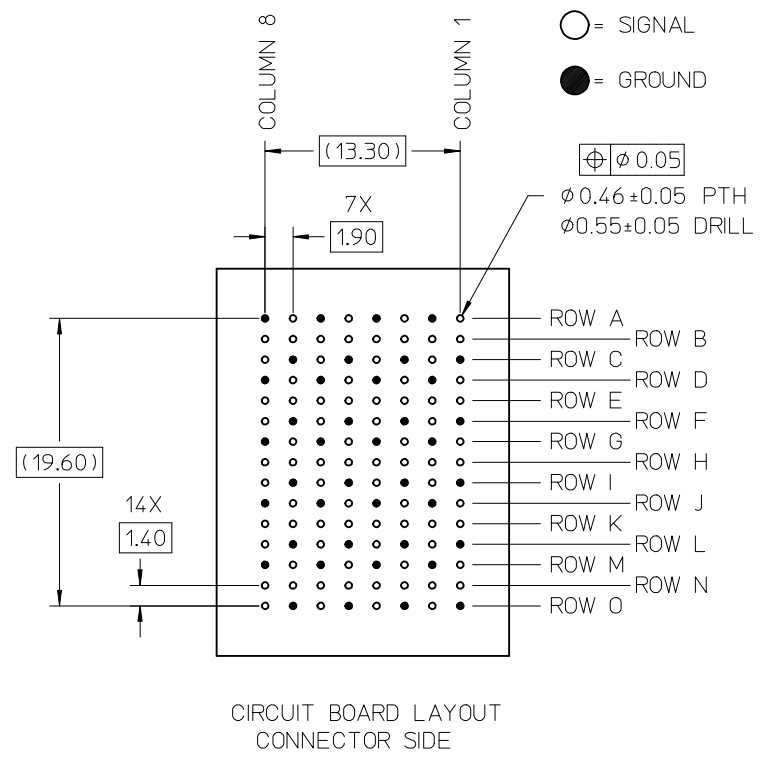
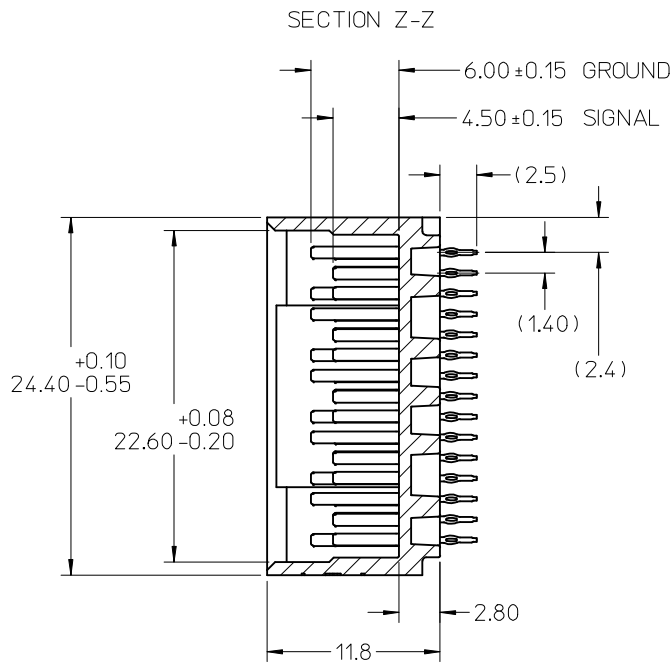
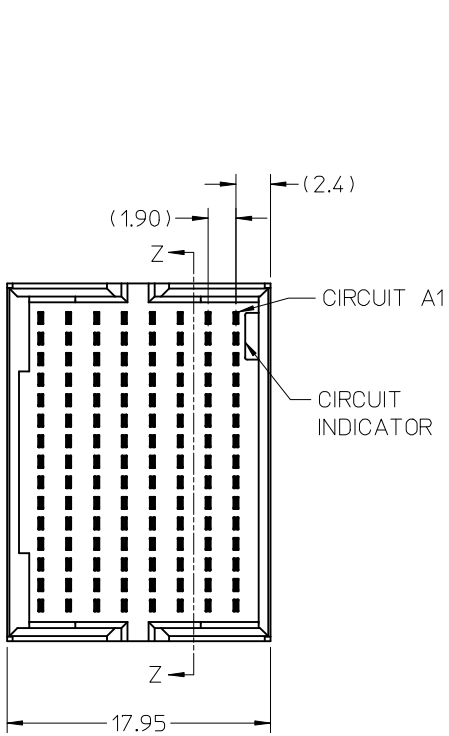
Tooling specifications and manuals are found by selecting the products below. Crimp Height Specifications are then contained in the Application Tooling Specification document.

Global

Description	Product #
Tinman Dual Vertical Header Press-In Tool for 5-Pair by 8 Column Assemblies	0622018706

This document was generated on 05/14/2010

PLEASE CHECK WWW.MOLEX.COM FOR LATEST PART INFORMATION



- NOTES:
1. MATERIALS: CONTACTS - COPPER ALLOY; HOUSING - LIQUID CRYSTAL POLYMER (LCP), UL 94V-0, BLACK
 2. FINISHES: SELECTIVE GOLD (Au) IN CONTACT AREA, SELECTIVE MATTE TIN (Sn) OR TIN/LEAD (Sn/Pb) IN TAIL AREA, NICKEL (Ni) OVERALL.
 3. PARTS PACKAGED PER PK-70873-0063.
 4. THESE PARTS CONFORM TO MOLEX PRODUCT SPECIFICATION PS-76706-999.
 5. THESE PARTS CONFORM TO MOLEX COSMETIC SPECIFICATION PS-45499-002 CLASS B.
 6. MINIMUM CIRCUIT BOARD THICKNESS: 1.4

PART NUMBER	TAIL PLATING
76710-6008	MATTE TIN
76710-6108	TIN/LEAD

INITIAL RELEASE EC NO: UCP2009-1208 DRWN: JBINGHAM 2008/11/11 CHKD: 2008/11/13 APPR: JLAURX 2008/11/14 REV A	QUALITY SYMBOLS	GENERAL TOLERANCES (UNLESS SPECIFIED) <table border="1"> <tr> <th></th> <th>mm</th> <th>INCH</th> </tr> <tr> <td>4 PLACES</td> <td>± ---</td> <td>± ---</td> </tr> <tr> <td>3 PLACES</td> <td>± ---</td> <td>± ---</td> </tr> <tr> <td>2 PLACES</td> <td>± 0.13</td> <td>± ---</td> </tr> <tr> <td>1 PLACE</td> <td>± 0.25</td> <td>± ---</td> </tr> <tr> <td colspan="3">ANGULAR ± 2 °</td> </tr> </table>		mm	INCH	4 PLACES	± ---	± ---	3 PLACES	± ---	± ---	2 PLACES	± 0.13	± ---	1 PLACE	± 0.25	± ---	ANGULAR ± 2 °			DIMENSION STYLE MM ONLY	SCALE 3:1	DESIGN UNITS METRIC	THIRD ANGLE PROJECTION
			mm	INCH																				
	4 PLACES		± ---	± ---																				
	3 PLACES		± ---	± ---																				
2 PLACES	± 0.13	± ---																						
1 PLACE	± 0.25	± ---																						
ANGULAR ± 2 °																								
DRAWN BY JBINGHAM	DATE 2008/06/17	TITLE TINMAN 5-PAIR 85-OHM 8-COLUMN VERTICAL HEADER DUAL END SALES ASSEMBLY																						
CHECKED BY JLAURX	DATE 2008/06/17	MOLEX INCORPORATED																						
APPROVED BY RNELSON	DATE 2008/06/17	MATERIAL NO. SEE CHART	DOCUMENT NO. SD-76710-608	SHEET NO. 1 OF 1																				